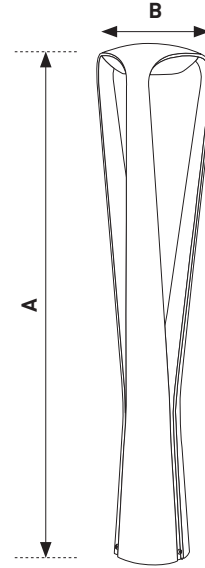





IP66 IK06 CRI >80




Color Options

 RAL 7016
Anthracite Grey

 RAL 9005
Black

 RAL 9006
White Aluminium

 RAL 7022
Umbra Grey

 RAL 9016
White

 RAL xxxx
Optional

	A	B	C	Power
LGT.30.110.01	1000	310	300	10 W
LGT.30.110.02	1000	310	300	15 W
LGT.30.110.03	1000	310	300	15 W
LGT.30.110.04	1000	310	300	20 W
LGT.30.110.05	1000	310	300	20 W
LGT.30.110.06	1000	310	300	20 W

Technical Details (Iconic L4 Module)

Module luminous efficiency : 121 lm/W

Luminaire luminous efficiency : 72,72 lm/W (4000k)

Cct : 2700K - 3000K - 4000K - 6500K

Color Rendering Index : >80

Power Factor : Cos ϕ > 0,9

Led Life Time - L70 : > 72.000 hours @Ta= 45 °C

Operating Temperature Range : -20 °C / +45 °C

Input Voltage : 220-240(V) 50-60(Hz)

Driver : On/Off

Cast aluminum body

Tempered glass

Steel flange with galvanized

Chromate conversion

Electrostatic powder coating

Stainless steel screws (grade 304)

Mechanical impact resistance IK06

Protection Grade IP66

Electrical installation Class I

Alüminyum döküm gövde

Temperli cam

Galvanizli çelik flanş

Kromat kaplama

Elektrostatik toz boya

Paslanmaz vida (grade 304)

Mekanik darbe dayanımı IK06

Koruma sınıfı IP66

İzolasyon sınıfı Class I