


LIGHT 34

we are the light

# Contents

## Urban Light



Anatolian  
Pg. 19

Fortress  
Pg. 19

Galata  
Pg. 19

Circular  
Pg. 19

Square  
Pg. 19

Callisto  
Pg. 19

Vega  
Pg. 19



Manama  
Pg. 19

Neptune L  
Pg. 19

Neptune T  
Pg. 19

Neptune F  
Pg. 19

Neptune V  
Pg. 19

Neptune W  
Pg. 19

Neptune Z  
Pg. 19



Cobra V  
Pg. 19

Cobra W  
Pg. 19

Metis  
Pg. 19

Rigel  
Pg. 19

## Bollard Light



Anatolian  
Pg. 67

Fortress  
Pg. 73

Galata  
Pg. 69

Callisto  
Pg. 69

Circular  
Pg. 73

Neptune  
Pg. 71



Neptune XL  
Pg. 71

Drop  
Pg. 77

Abell  
Pg. 75

Metis  
Pg. 75

Rigel  
Pg. 75





Cobra V  
Pg. 19



Cobra W  
Pg. 19




Circular  
Pg. 19




Neptune L  
Pg. 19



Neptune T  
Pg. 19



Antares Single  
Pg. 19



Antares Double  
Pg. 19




Circular Wood  
Pg. 73



Fortress  
Pg. 73



Neptune  
Pg. 71




Neptune XL  
Pg. 71

Wooden Light



Aries F  
Pg. 73



Aries T  
Pg. 73



Nemesis  
Pg. 73

Street Lights

Garden Lighting



Orion



Epsilon



Eridani



Pavonis



Ross



Vesta



Carina

Pathway Lighting

Sconce Lighting



Pluto  
Pg. 118



Galaxy  
Pg. 111



Uranus  
Pg. 122



Mercury  
Pg. 113

Flood Lights



Nova  
Pg. 143



Merih  
Pg. 139



Venus  
Pg. 144

Wall Lights


Luminaires



Nebula  
Pg. 125



Meteor  
Pg. 134



Asteroid  
Pg. 133

In-ground Luminaires



Encke  
Pg. 97



Halley  
Pg. 103



Swift  
Pg. 108

Facade Lights

High Bay Luminaires

Ceiling Mounted Luminaires



Venus  
Pg. 95



Merih  
Pg. 90



Polaris  
Pg. 93




Mirach  
Pg. 91



Altair  
Pg. 89







# we are the light



Light34 designs and manufactures both for interior and exterior lighting products used in public spaces around the world.

Light34 designs and manufactures both for interior and exterior lighting products used in public spaces around the world. Our story started in İstanbul/Turkey in 2014, but our aim was always to exceed our limits and spread energy all over the world.

From 2014 to now on, we are developing with our customers to create an exciting environment. We are already enjoying the complete lots of successful projects, but the most important part of the fulfilled projects are getting to know that we engaged extraordinary people all around the world and bring a new spark. Wide range of application areas, from indoor ceiling to public roads for lighting, our creative and solution-based designs will go on to provide leading solutions for generations.

Our inspiration connects the legacy to the aesthetic with functional products created with the materials, which, reflect and reveal, expose and absorb the quality.

Striving of the process of the best fundament for ambience for spaces, we are walking on the thin red line between comfort and function.

Our extensive portfolio of indoor and outdoor lighting is developed to address the needs of wholesalers,

contractors, architects and end-users, for the broadest range of applications. We present projects to our customers combining high performance with an extremely well-balanced aesthetic result.

We follow all production stages: design, engineering and prototyping are all developed by our brave, devoted and creative technical department, quality control on all products is carried out in a laboratory to verify protection levels and resistance against weather and environmental temperatures. Our sales team and network promote and sell indoor and outdoor lighting products in Turkey and all over the world.

Providing a full service which includes lighting consultancy for exceptional solutions and meeting the needs of clients in both private and public sectors is one of our most important commitment. Customized projects are created to implement the critical lighting solutions specific technical problems guaranteeing extraordinary performances and having a balanced, coherent and esthetical impact. The success of Light34 depends on a continual search for excellence and innovation, in product design as well as in production techniques, quality control and after-sale services.





## Production and Quality

our most important commitment. Customized projects are created to implement the critical lighting solutions specific technical problems guaranteeing extraordinary performances and having a balanced, coherent and esthetical impact The success of Light34 depends on a continual search for excellence and innovation, in product design as well as in production techniques, quality control and after-sale services.

We focused on the quality production stages for the design of our luminaires. We only use the highest grade of components within fixtures using our many years of experience and technical know-how. Innovation is the crucial point for improving and evolving, with new inspirations, unique designs, a more comprehensive range of finishes and the latest lighting component technologies due to creating energy-efficient and sustainable environments.

We are having latest CAD/CAM software available in the marketplace and using a variety of high-tech tools to create new prototypes for testing and final production tooling. Production department works together to develop all-new luminaires with the highest quality, highest efficiency and optimal value for our customers.

Light34 uses high corrosion resistance, aluminium alloy for heatsinks on its LED products. For mechanical

strength and excellent thermal dissipation, ideally suitable for low and high ambient temperature applications. Thermal excellence enables us to ensure less than 10% lumen depreciation at 50,000 hours for all our products. All fixtures are finished using our superior powder coating process for extreme environments.

Our products are testing carefully with the following luminaire standard tests: Light Measurement Test ,Ingress Protection Test (IP Rating or Water & Dust Protection Test) , Thermal Test, Electrical Parameter & Safety Test, IK Test, EMC Test, Salt Spray Test, Wind Load Calculation Test, Harmonic Distortion Test, Vacuum Test, Thermal Shock Test.

## R&D and Innovation

We believe the following of continuous development and latest technological progress and implementation of the right solutions to our new products will power our new generation products. Keep focusing the research and development is essential for us, in every stage such as designing products, choosing advanced components, equipment to shape materials and way of thinking with the new trends.

Determination of R&D and taking precautions provide the products to materials and technical processes used in their construction protect both functionality and aesthetics, even in severe conditions of continuous exposure to atmospheric and environmental conditions.

Aiming innovation while designing and creating custom made projects decision-making process purpose; enable safer, more sustainable spaces every day we use such as urban areas, hospitals, schools, hotels, public parks, workspaces and living areas.

Innovation is one of the essential processes not only in our technical and aesthetic concerns for products, but it is also our way of management from the beginning to end decision should lead us the best way for customer experience.





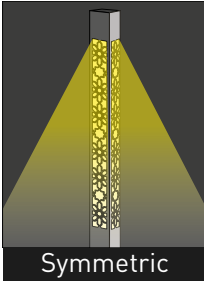
# Urban Lights





# Anatolian

IP66 IK08



Symmetric

## Led & Optics

Lumen : Up to 90 lm/w

Kelvin : 3000K - 4000K - 6500K

Input : 220-240(V) 50-60(Hz)

Driver : On/Off

## Color Options

RAL 7016  
Anthracite Grey

RAL 9005  
Black

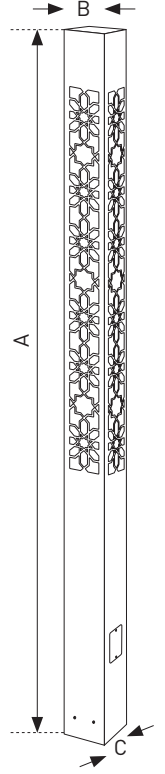
RAL 9006  
White Aluminium

RAL 7022  
Umbra Grey

RAL 9016  
White

RAL xxxx  
Optional

	A	BxC	Power
LGT.10.100.01	3000	150x150	36 W
LGT.10.100.02	4000	200x200	60 W



Corrosion resistant aluminum body  
Chromate conversion pretreatment  
Electrostatic powder coating  
Stainless steel screws (grade 304)  
Acrylic diffuser  
Mechanical impact resistance IK08  
Protection Grade IP66  
Electrical installation Class I  
Poles are supplied with anchorage  
Flange cover can be ordered separately.


Korozyona dayanıklı alüminyum direk gövdesi  
Kromat kaplama  
Elektrostatik polyester boya  
304 kalite paslanmaz vidalar  
Akrilik difüzör  
Mekanik dayanım direnci IK08  
Nem ve toza karşı koruma sınıfı IP66  
Elektriksel güvenlik sınıfı Class I  
Direk ile birlikte ankraj takımı verilecektir  
Flanş üstü kaide kapama ayrı sipariş verilmelidir.



# Fortress

IP66

IK08



Symmetric

## Led & Optics

Lumen : Up to 140 lm/w

Kelvin : 3000K - 4000K - 6500K

Input : 220-240(V) 50-60(Hz)

Driver : On/Off

## Color Options

RAL 7016  
Anthracite Grey

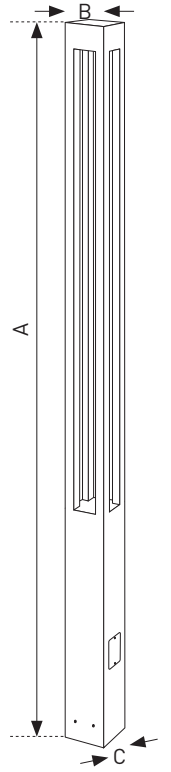
RAL 9005  
Black

RAL 9006  
White Aluminium

RAL 7022  
Umbra Grey

RAL 9016  
White


RAL xxxx  
Optional



	A	BxC	Power
LGT.10.102.01	3000	150x150	36 W
LGT.10.102.02	4000	200x200	60 W

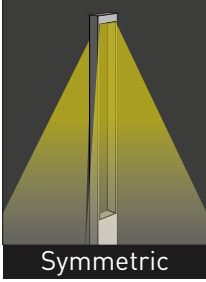
Corrosion resistant aluminum body  
Chromate conversion pretreatment  
Electrostatic powder coating  
Stainless steel screws (grade 304)  
Mechanical impact resistance IK08  
Protection Grade IP66  
Electrical installation Class I  
Poles are supplied with anchorage  
Flange cover can be ordered separately.

Korozyona dayanıklı alüminyum direk gövdesi  
Kromat kaplama  
Elektrostatik polyeester boya  
304 kalite paslanmaz vidalar  
Mekanik dayanım direnci IK08  
Nem ve toza karşı koruma sınıfı IP66  
Elektriksel güvenlik sınıfı Class I  
Direk ile birlikte ankraj takımı verilecektir  
Flanş üstü kaide kapama ayrı sipariş verilmelidir.





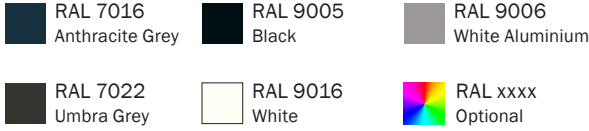
IP66 IK08  



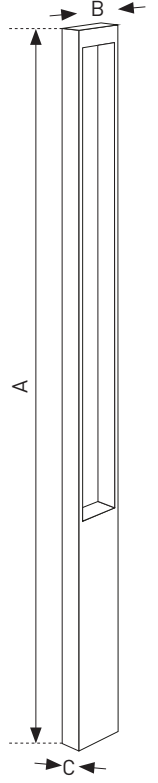
## Led & Optics

Lumen : Up to 140 lm/w  
Kelvin : 3000K - 4000K - 6500K  
Input : 220-240(V) 50-60(Hz)  
Driver : On/Off

## Color Options



	A	BxC	Power
LGT.10.103.01	3000	100x240	36 W
LGT.10.103.02	4000	100x280	60 W




Corrosion resistant aluminum body  
Chromate conversion pretreatment  
Electrostatic powder coating  
Stainless steel screws (grade 304)  
Mechanical impact resistance IK08  
Protection Grade IP66  
Electrical installation Class I  
Poles are supplied with anchorage  
Flange cover can be ordered separately.

Korozyona dayanıklı alüminyum direk gövdesi  
Kromat kaplama  
Elektrostatik polyester boya  
304 kalite paslanmaz vidalar  
Mekanik dayanım direnci IK08  
Nem ve toza karşı koruma sınıfı IP66  
Elektriksel güvenlik sınıfı Class I  
Direk ile birlikte ankraj takımı verilecektir  
Flanş üstü kaide kapama ayrı sipariş verilmelidir.



# Circular

IP66 IK08  



## Led & Optics


Lumen : Up to 140 lm/w


Kelvin : 3000K - 4000K - 6500K


Input : 220-240(V) 50-60(Hz)


Driver : On/Off

## Color Options

 RAL 7016  
Anthracite Grey

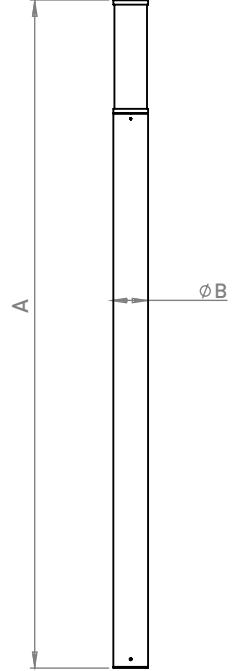
 RAL 9005  
Black

 RAL 9006  
White Aluminium

 RAL 7022  
Umbra Grey

 RAL 9016  
White

 RAL xxxx  
Optional



	A	ØB	Power
LGT.10.109.01	3000	160	36 W
LGT.10.109.02	4000	160	60 W

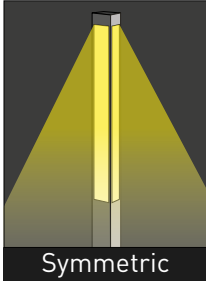
Corrosion resistant aluminum body  
Chromate conversion pretreatment  
Electrostatic powder coating  
Stainless steel screws (grade 304)  
Mechanical impact resistance IK08  
Protection Grade IP66  
Electrical installation Class I  
Poles are supplied with anchorage  
Flange cover can be ordered separately.

Korozyona dayanıklı alüminyum direk gövdesi  
Kromat kaplama  
Elektrostatik polyester boya  
304 kalite paslanmaz vidalar  
Mekanik dayanım direnci IK08  
Nem ve toza karşı koruma sınıfı IP66  
Elektriksel güvenlik sınıfı Class I  
Direk ile birlikte ankraj takımı verilecektir  
Flanş üstü kaide kapama ayrı sipariş verilmelidir.



# Square

IP66 IK08



Symmetric

## Led & Optics

Lumen : Up to 140 lm/w

Kelvin : 3000K - 4000K - 6500K

Input : 220-240(V) 50-60(Hz)

Driver : On/Off

## Color Options

RAL 7016  
Anthracite Grey

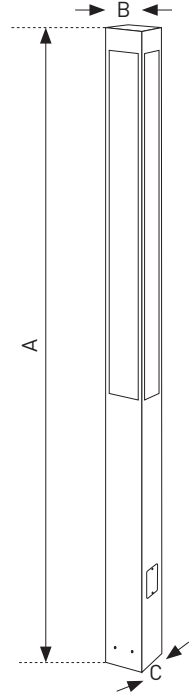
RAL 9005  
Black

RAL 9006  
White Aluminium

RAL 7022  
Umbra Grey

RAL 9016  
White


RAL xxxx  
Optional



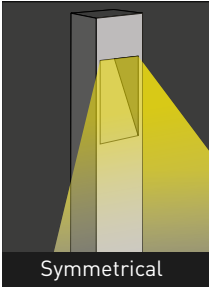
	A	BxC	Power
LGT.10.101.01	3000	150x150	36 W
LGT.10.101.02	4000	200x200	60 W

Corrosion resistant aluminum body  
Chromate conversion pretreatment  
Electrostatic powder coating  
Stainless steel screws (grade 304)  
Acrylic diffuser  
Mechanical impact resistance IK02  
Protection Grade IP66  
Electrical installation Class I  
Poles are supplied with anchorage  
Flange cover can be ordered separately.

Korozyona dayanıklı alüminyum direk gövdesi  
Kromat kaplama  
Elektrostatik polyester boya  
304 kalite paslanmaz vidalar  
Akrilik difüzör  
Mekanik dayanım direnci IK02  
Nem ve toza karşı koruma sınıfı IP66  
Elektriksel güvenlik sınıfı Class I  
Direk ile birlikte ankraj takımı verilecektir  
Flanş üstü kaide kapama ayrı sipariş verilmelidir.



IP66 IK08



Symmetrical

### Led & Optics

Lumen : Up to 140 lm/w

Kelvin : 3000K - 4000K - 6500K

Input : 220-240(V) 50-60(Hz)

Driver : On/Off

### Color Options

RAL 7016  
Anthracite Grey

RAL 9005  
Black

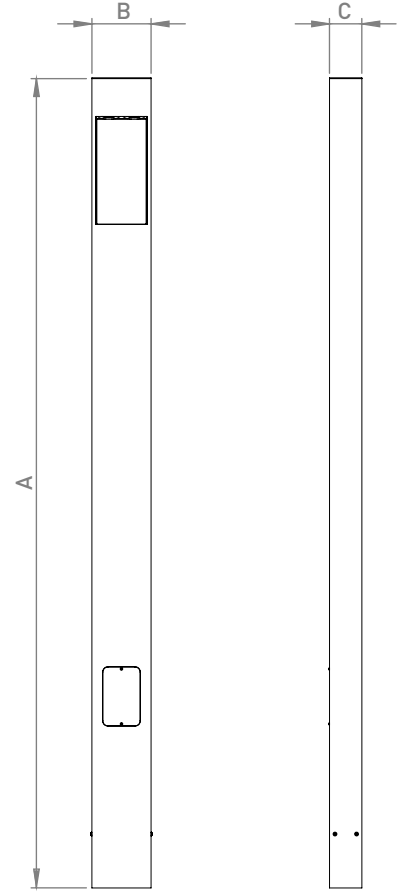
RAL 9006  
White Aluminium

RAL 7022  
Umbra Grey

RAL 9016  
White

RAL xxxx  
Optional

	A	BxC	Power
LGT.10.116.01	3000	150x150	20 W
LGT.10.116.02	4000	200x200	40 W



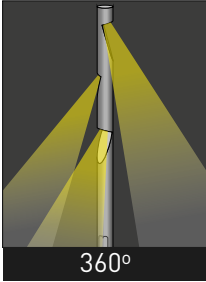
Corrosion resistant aluminum body  
Chromate conversion pretreatment  
Electrostatic powder coating  
Stainless steel screws (grade 304)  
Acrylic diffuser  
Mechanical impact resistance IK02  
Protection Grade IP66  
Electrical installation Class I  
Poles are supplied with anchorage  
Flange cover can be ordered separately.

Korozyona dayanıklı alüminyum direk gövdesi  
Kromat kaplama  
Elektrostatik polyester boya  
304 kalite paslanmaz vidalar  
Akrilik difüzör  
Mekanik dayanım direnci IK02  
Nem ve toza karşı koruma sınıfı IP66  
Elektriksel güvenlik sınıfı Class I  
Direk ile birlikte ankraj takımı verilecektir  
Flanş üstü kaide kapama ayrı sipariş verilmelidir.





IP66 IK08



## Led & Optics

Lumen : Up to 140 lm/w

Kelvin : 3000K - 4000K - 6500K

Input : 220-240(V) 50-60(Hz)

Driver : On/Off

## Color Options

RAL 7016  
Anthracite Grey

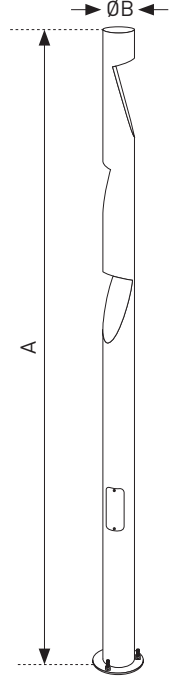
RAL 9005  
Black

RAL 9006  
White Aluminium

RAL 7022  
Umbra Grey

RAL 9016  
White

RAL xxxx  
Optional



	A	ØB	Power
LGT.10.111.01	3000	150	3x15 W
LGT.10.111.02	4000	160	3x20 W
LGT.10.111.03	5000	200	3x36 W
LGT.10.111.04	6000	200	3x36 W

Corrosion resistant aluminum body  
Chromate conversion pretreatment  
Electrostatic powder coating  
Stainless steel screws (grade 304)  
Mechanical impact resistance IK08  
Protection Grade IP66  
Electrical installation Class I  
Poles are supplied with anchorage  
Flange cover can be ordered separately.

Korozyona dayanıklı alüminyum direk gövdesi  
Kromat kaplama  
Elektrostatik polyester boya  
304 kalite paslanmaz vidalar  
Mekanik dayanım direnci IK08  
Nem ve toza karşı koruma sınıfı IP66  
Elektriksel güvenlik sınıfı Class I  
Direk ile birlikte ankraj takımı verilecektir  
Flanş üstü kaide kapama ayrı sipariş verilmelidir.

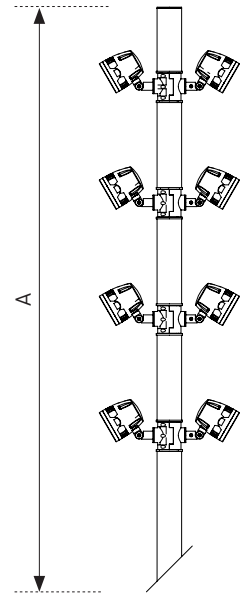
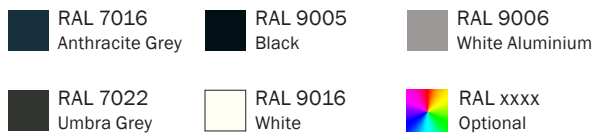




### Led & Optics

Lumen : Up to 140 lm/w  
 Kelvin : 3000K - 4000K - 6500K  
 Input : 220-240(V) 50-60(Hz)  
 Driver : On/Off

### Color Options



### Single Light Pole


	A	Power
LGT.10.108.01	4000	1x36 W
LGT.10.108.02	5000	2x36 W
LGT.10.108.03	6000	3x36 W

### Double Light Pole

	A	Power
LGT.10.108.10	4000	2x36 W
LGT.10.108.11	5000	4x36 W
LGT.10.108.12	6000	6x36 W

Corrosion resistant aluminum body  
 Chromate conversion pretreatment  
 Electrostatic powder coating  
 Stainless steel screws (grade 304)  
 Mechanical impact resistance IK08  
 Protection Grade IP66  
 Electrical installation Class I  
 Poles are supplied with anchorage  
 Flange cover can be ordered separately.

Korozyona dayanıklı alüminyum direk gövdesi  
 Kromat kaplama  
 Elektrostatik polyester boya  
 304 kalite paslanmaz vidalar  
 Mekanik dayanım direnci IK08  
 Nem ve toza karşı koruma sınıfı IP66  
 Elektriksel güvenlik sınıfı Class I  
 Direk ile birlikte ankraj takımı verilecektir  
 Flaş üstü kaide kapama ayrı sipariş verilmelidir.



IP66 IK08



30°/60°/90°/150°  
Asymmetric

## Led & Optics

Top Lumen : Up to 140 lm/w

Body Lumen : Up to 80 lm/w

Top and body Kelvin : 3000K - 4000K - 6500K

Input : 220-240(V) 50-60(Hz)

Driver : On/Off

## Color Options

RAL 7016  
Anthracite Grey

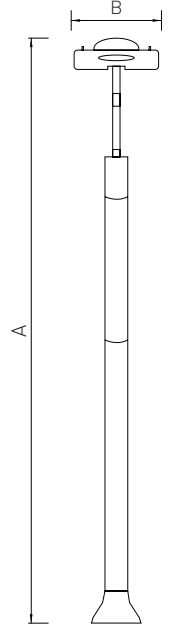
RAL 9005  
Black

RAL 9006  
White Aluminium

RAL 7022  
Umbr Grey

RAL 9016  
White

RAL xxxx  
Optional



	A	B	Power
LGT.10.112.01	3750	490	40 W
LGT.10.112.02	4000	490	40 W


Steel body and lantern  
Electrogalvanized all steel materials  
Electrostatic powder coating  
Stainless steel screws (grade 304)  
Mechanical impact resistance IK02  
Protection Grade IP66  
Electrical installation Class I  
Poles are supplied with anchorage  
Flange cover can be ordered separately.

Çelik direk gövdesi ve armatür  
Tüm çelik parçalar elektrogalvanizli kaplı  
Elektrostatik polyester boya  
304 kalite paslanmaz vidalar  
Mekanik dayanım direnci IK02  
Nem ve toza karşı koruma sınıfı IP66  
Elektriksel güvenlik sınıfı Class I  
Direk ile birlikte ankraj takımı verilecektir  
Flanş üstü kaide kapama ayrı sipariş verilmelidir.



# Neptune L

IP66 IK08



## Led & Optics

Lumen : Up to 140 lm/w

Kelvin : 3000K - 4000K - 6500K

Input : 220-240(V) 50-60(Hz)

Driver : On/Off

## Color Options

RAL 7016  
Anthracite Grey

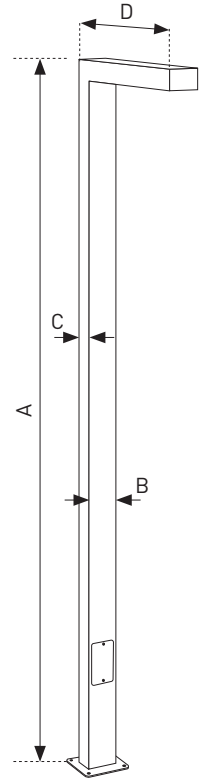
RAL 9005  
Black

RAL 9006  
White Aluminium

RAL 7022  
Umbra Grey

RAL 9016  
White

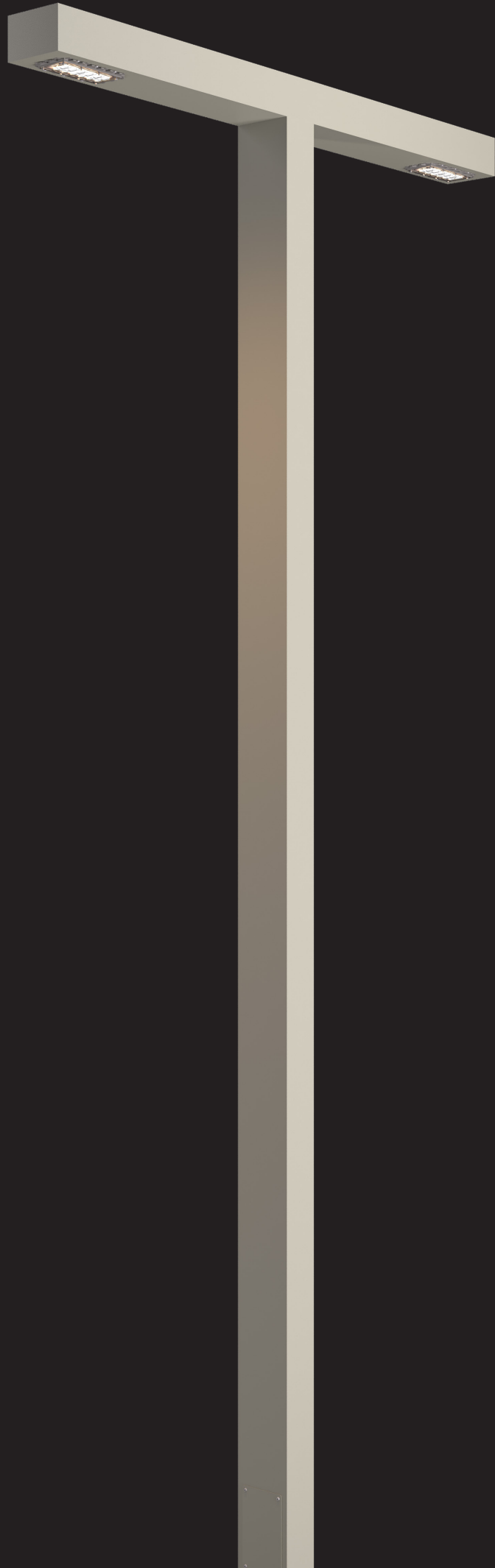
RAL xxxx  
Optional



	A	BxC	D	Power
LGT.10.104.01	3000	3000	3000	28 W
LGT.10.104.02	4000	4000	4000	36 W
LGT.10.104.03	5000	5000	5000	56 W
LGT.10.104.04	6000	6000	6000	72 W

Corrosion resistant aluminum body  
Chromate conversion pretreatment  
Electrostatic powder coating  
Stainless steel screws (grade 304)  
Mechanical impact resistance IK08  
Protection Grade IP66  
Electrical installation Class I  
Poles are supplied with anchorage  
Flange cover can be ordered separately.

Korozyona dayanıklı alüminyum direk gövdesi  
Kromat kaplama  
Elektrostatik polyester boya  
304 kalite paslanmaz vidalar  
Mekanik dayanım direnci IK08  
Nem ve toza karşı koruma sınıfı IP66  
Elektriksel güvenlik sınıfı Class I  
Direk ile birlikte ankraj takımı verilecektir  
Flanş üstü kaide kapama ayrı sipariş verilmelidir.






# Neptune T

IP66

IK08



## Led & Optics

Lumen : Up to 140 lm/w

Kelvin : 3000K - 4000K - 6500K

Input : 220-240(V) 50-60(Hz)

Driver : On/Off

## Color Options

RAL 7016  
Anthracite Grey

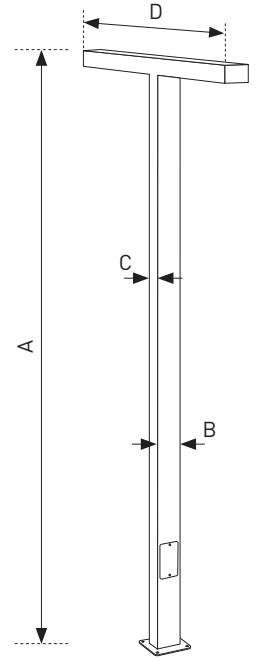
RAL 9005  
Black

RAL 9006  
White Aluminium

RAL 7022  
Umbra Grey

RAL 9016  
White

RAL xxxx  
Optional



	A	BxC	D	Power
LGT.10.104.10	3000	3000	3000	2x28 W
LGT.10.104.11	4000	4000	4000	2x36 W
LGT.10.104.12	5000	5000	5000	2x56 W
LGT.10.104.13	6000	6000	6000	2x72 W

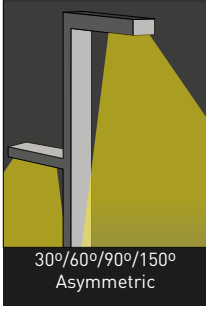
Corrosion resistant aluminum body  
Chromate conversion pretreatment  
Electrostatic powder coating  
Stainless steel screws (grade 304)  
Mechanical impact resistance IK08  
Protection Grade IP66  
Electrical installation Class I  
Poles are supplied with anchorage  
Flange cover can be ordered separately.

Korozyona dayanıklı alüminyum direk gövdesi  
Kromat kaplama  
Elektrostatik polyester boya  
304 kalite paslanmaz vidalar  
Mekanik dayanım direnci IK08  
Nem ve toza karşı koruma sınıfı IP66  
Elektriksel güvenlik sınıfı Class I  
Direk ile birlikte ankraj takımı verilecektir  
Flanş üstü kaide kapama ayrı sipariş verilmelidir.



# Neptune F

IP66 IK08



## Led & Optics

Lumen : Up to 140 lm/w

Kelvin : 3000K - 4000K - 6500K

Input : 220-240(V) 50-60(Hz)

Driver : On/Off

## Color Options

RAL 7016  
Anthracite Grey

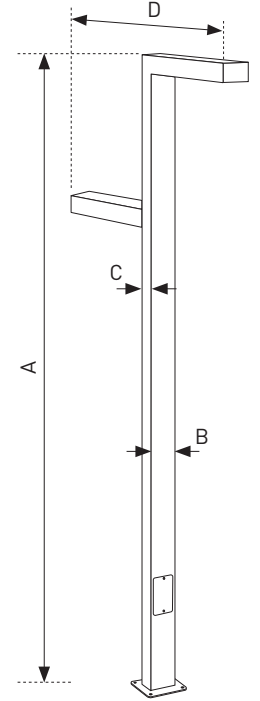
RAL 9005  
Black

RAL 9006  
White Aluminium

RAL 7022  
Umbr Grey

RAL 9016  
White

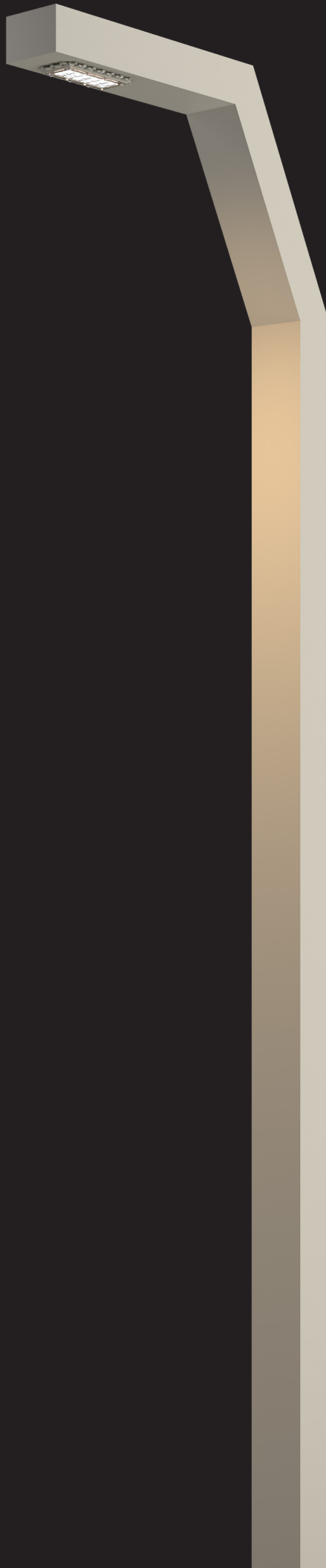
RAL xxxx  
Optional



	A	BxC	D	Power
LGT.10.105.01	4000	4000	4000	28 W+36 W
LGT.10.105.02	5000	5000	5000	36 W+56 W
LGT.10.106.03	6000	6000	6000	56 W+72 W

Corrosion resistant aluminum body  
Chromate conversion pretreatment  
Electrostatic powder coating  
Stainless steel screws (grade 304)  
Mechanical impact resistance IK08  
Protection Grade IP66  
Electrical installation Class I  
Poles are supplied with anchorage  
Flange cover can be ordered separately.

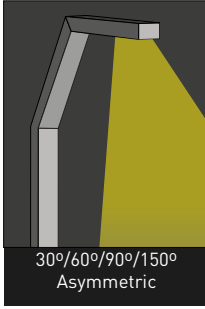
Korozyona dayanıklı alüminyum direk gövdesi  
Kromat kaplama  
Elektrostatik polyester boya  
304 kalite paslanmaz vidalar  
Mekanik dayanım direnci IK08  
Nem ve toza karşı koruma sınıfı IP66  
Elektriksel güvenlik sınıfı Class I  
Direk ile birlikte ankraj takımı verilecektir  
Flanş üstü kaide kapama ayrı sipariş verilmelidir.



# Neptune V

IP66

IK08



## Led & Optics

Lumen : Up to 140 lm/w

Kelvin : 3000K - 4000K - 6500K

Input : 220-240(V) 50-60(Hz)

Driver : On/Off

## Color Options

RAL 7016  
Anthracite Grey

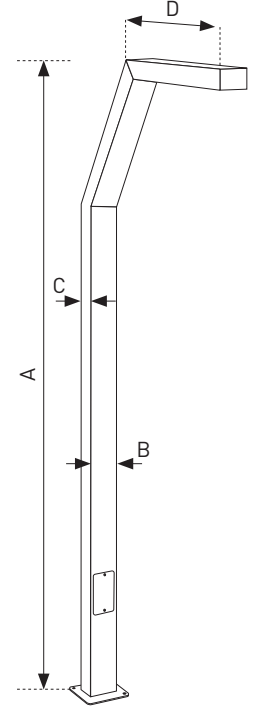
RAL 9005  
Black

RAL 9006  
White Aluminium

RAL 7022  
Umbra Grey

RAL 9016  
White

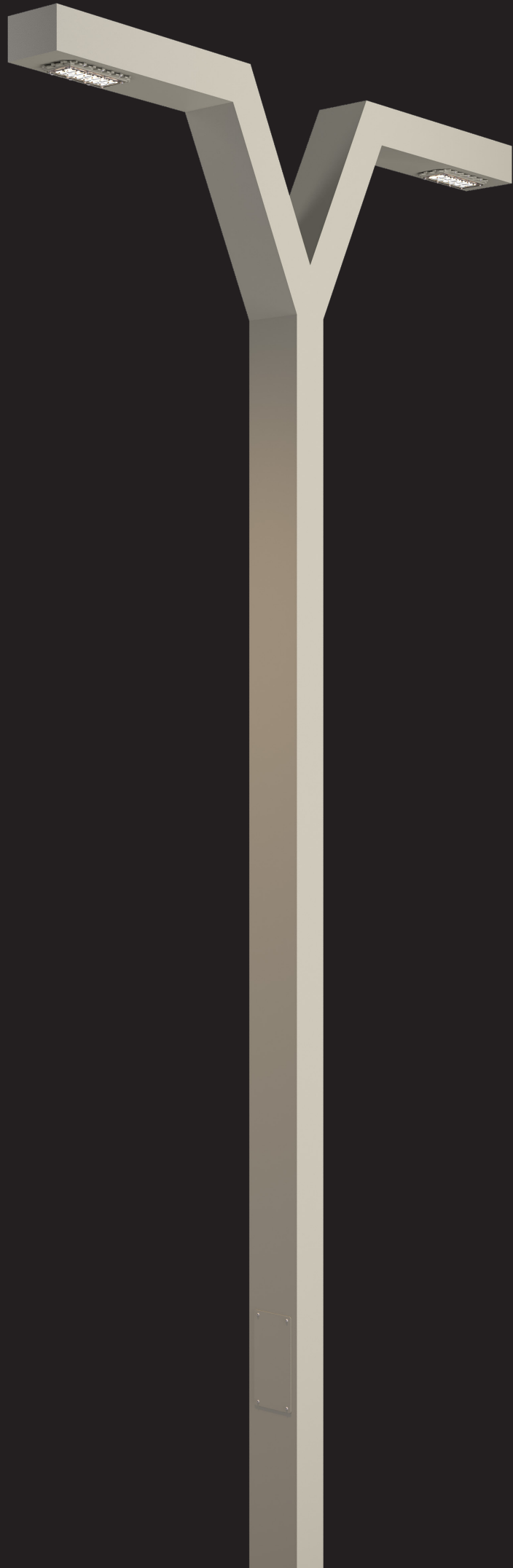
RAL xxxx  
Optional



	A	BxC	D	Power
LGT.10.106.01	3000	3000	3000	28 W
LGT.10.106.02	4000	4000	4000	36 W
LGT.10.106.03	5000	5000	5000	56 W
LGT.10.106.04	6000	6000	6000	72 W

Corrosion resistant aluminum body  
Chromate conversion pretreatment  
Electrostatic powder coating  
Stainless steel screws (grade 304)  
Mechanical impact resistance IK08  
Protection Grade IP66  
Electrical installation Class I  
Poles are supplied with anchorage  
Flange cover can be ordered separately.


Korozyona dayanıklı alüminyum direk gövdesi  
Kromat kaplama  
Elektrostatik polyester boya  
304 kalite paslanmaz vidalar  
Mekanik dayanım direnci IK08  
Nem ve toza karşı koruma sınıfı IP66  
Elektriksel güvenlik sınıfı Class I  
Direk ile birlikte ankraj takımı verilecektir  
Flanş üstü kaide kapama ayrı sipariş verilmelidir.



# Neptune W

IP66

IK08



## Led & Optics

Lumen : Up to 140 lm/w

Kelvin : 3000K - 4000K - 6500K

Input : 220-240(V) 50-60(Hz)

Driver : On/Off

## Color Options

RAL 7016  
Anthracite Grey

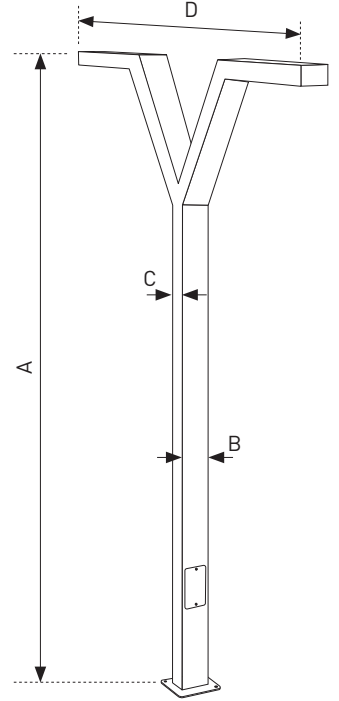
RAL 9005  
Black

RAL 9006  
White Aluminium

RAL 7022  
Umbra Grey

RAL 9016  
White

RAL xxxx  
Optional



	A	BxC	D	Power
LGT.10.106.10	3000	3000	3000	2x28 W
LGT.10.106.11	4000	4000	4000	2x36 W
LGT.10.106.12	5000	5000	5000	2x56 W
LGT.10.106.13	6000	6000	6000	2x72 W

Corrosion resistant aluminum body  
Chromate conversion pretreatment  
Electrostatic powder coating  
Stainless steel screws (grade 304)  
Mechanical impact resistance IK08  
Protection Grade IP66  
Electrical installation Class I  
Poles are supplied with anchorage  
Flange cover can be ordered separately.

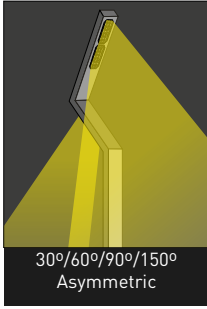
Korozyona dayanıklı alüminyum direk gövdesi  
Kromat kaplama  
Elektrostatik polyester boya  
304 kalite paslanmaz vidalar  
Mekanik dayanım direnci IK08  
Nem ve toza karşı koruma sınıfı IP66  
Elektriksel güvenlik sınıfı Class I  
Direk ile birlikte ankraj takımı verilecektir  
Flanş üstü kaide kapama ayrı sipariş verilmelidir.





# Neptune Z

IP66 IK08



## Led & Optics

Lumen : Up to 140 lm/w

Kelvin : 3000K - 4000K - 6500K

Input : 220-240(V) 50-60(Hz)

Driver : On/Off

## Color Options

RAL 7016  
Anthracite Grey

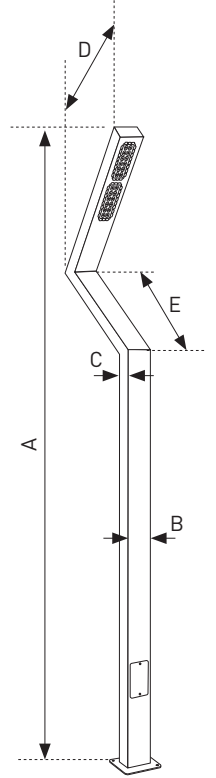
RAL 9005  
Black

RAL 9006  
White Aluminium

RAL 7022  
Umbra Grey

RAL 9016  
White

RAL xxxx  
Optional



## Single Light Pole

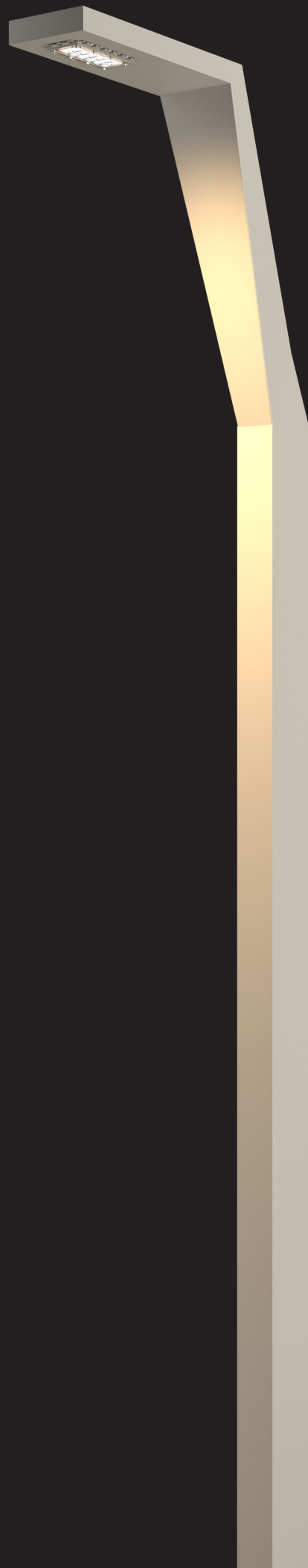
	A	BxC	D	E	Power
LGT.10.107.01	3000	3000	3000	3000	36 W
LGT.10.107.02	4000	4000	4000	4000	36 W
LGT.10.107.03	5000	5000	5000	5000	56 W
LGT.10.107.03	6000	6000	6000	6000	72 W

Corrosion resistant aluminum body  
Chromate conversion pretreatment  
Electrostatic powder coating  
Stainless steel screws (grade 304)  
Mechanical impact resistance IK08  
Protection Grade IP66  
Electrical installation Class I  
Poles are supplied with anchorage  
Flange cover can be ordered separately.

## Double Light Pole

	A	BxC	D	E	Power
LGT.10.107.10	3000	3000	3000	3000	20 W+36 W
LGT.10.107.11	4000	4000	4000	4000	20 W+36 W
LGT.10.107.12	5000	5000	5000	5000	36 W+56 W
LGT.10.107.13	6000	6000	6000	6000	56 W+72 W

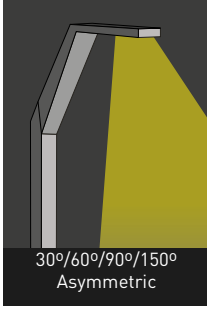
Korozyona dayanıklı alüminyum direk gövdesi  
Kromat kaplama  
Elektrostatik polyester boya  
304 kalite paslanmaz vidalar  
Mekanik dayanım direnci IK08  
Nem ve toza karşı koruma sınıfı IP66  
Elektriksel güvenlik sınıfı Class I  
Direk ile birlikte ankraj takımı verilecektir  
Flanş üstü kaide kapama ayrı sipariş verilmelidir.



# Cobra V

IP66

IK08



## Led & Optics

Lumen : Up to 140 lm/w

Kelvin : 3000K - 4000K - 6500K

Input : 220-240(V) 50-60(Hz)

Driver : On/Off

## Color Options

RAL 7016  
Anthracite Grey

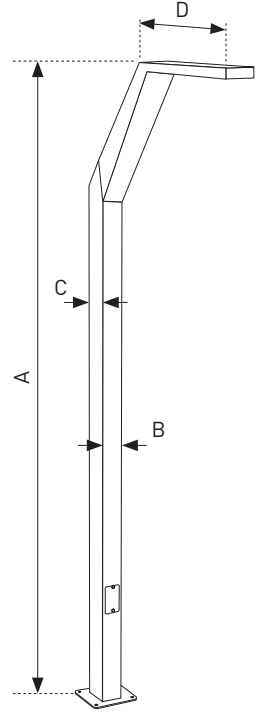
RAL 9005  
Black

RAL 9006  
White Aluminium

RAL 7022  
Umbra Grey

RAL 9016  
White

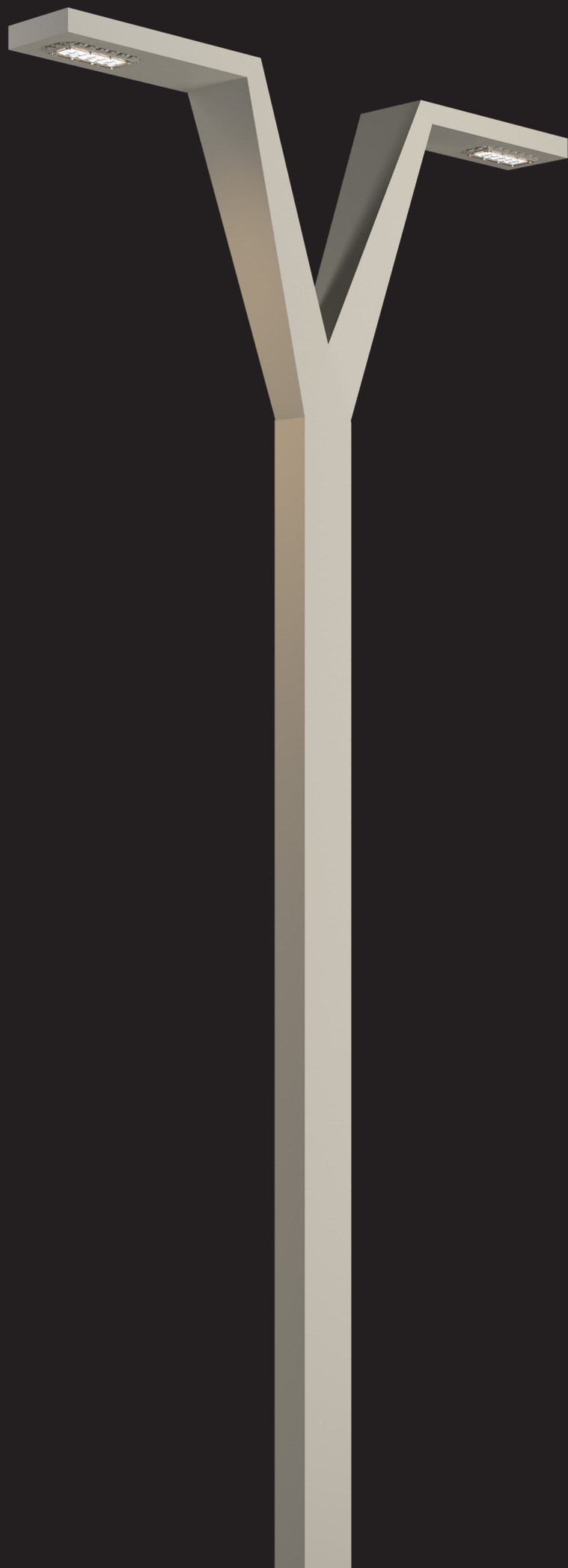
RAL xxxx  
Optional



	A	BxC	D	Power
LGT.10.113.01	3000	3000	3000	28 W
LGT.10.113.02	4000	4000	4000	36 W
LGT.10.113.03	5000	5000	5000	56 W
LGT.10.113.04	6000	6000	6000	72 W

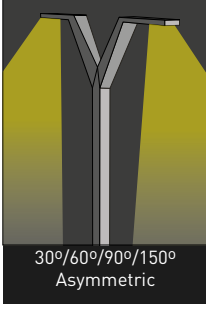
Corrosion resistant aluminum body  
Chromate conversion pretreatment  
Electrostatic powder coating  
Stainless steel screws (grade 304)  
Mechanical impact resistance IK08  
Protection Grade IP66  
Electrical installation Class I  
Poles are supplied with anchorage  
Flange cover can be ordered separately.

Korozyona dayanıklı alüminyum direk gövdesi  
Kromat kaplama  
Elektrostatik polyester boya  
304 kalite paslanmaz vidalar  
Mekanik dayanım direnci IK08  
Nem ve toza karşı koruma sınıfı IP66  
Elektriksel güvenlik sınıfı Class I  
Direk ile birlikte ankraj takımı verilecektir  
Flanş üstü kaide kapama ayrı sipariş verilmelidir.



# Cobra W

IP66 IK08



## Led & Optics

Lumen : Up to 140 lm/w

Kelvin : 3000K - 4000K - 6500K

Input : 220-240(V) 50-60(Hz)

Driver : On/Off

## Color Options

RAL 7016  
Anthracite Grey

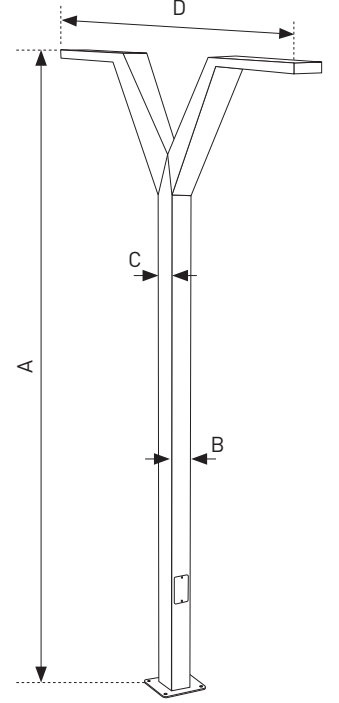
RAL 9005  
Black

RAL 9006  
White Aluminium

RAL 7022  
Umbr Grey

RAL 9016  
White


RAL xxxx  
Optional



	A	BxC	D	Power
LGT.10.113.10	3000	3000	3000	2x28 W
LGT.10.113.11	4000	4000	4000	2x36 W
LGT.10.113.12	5000	5000	5000	2x56 W
LGT.10.113.13	6000	6000	6000	2x72 W

Corrosion resistant aluminum body  
Chromate conversion pretreatment  
Electrostatic powder coating  
Stainless steel screws (grade 304)  
Mechanical impact resistance IK08  
Protection Grade IP66  
Electrical installation Class I  
Poles are supplied with anchorage  
Flange cover can be ordered separately.


Korozyona dayanıklı alüminyum direk gövdesi  
Kromat kaplama  
Elektrostatik polyester boya  
304 kalite paslanmaz vidalar  
Mekanik dayanım direnci IK08  
Nem ve toza karşı koruma sınıfı IP66  
Elektriksel güvenlik sınıfı Class I  
Direk ile birlikte ankraj takımı verilecektir  
Flanş üstü kaide kapama ayrı sipariş verilmelidir.



# Saturn

IP66

IK08



## Led & Optics


Lumen : Up to 140 lm/w

Kelvin : 3000K - 4000K - 6500K

Input : 220-240(V) 50-60(Hz)

Driver : On/Off

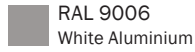
## Color Options



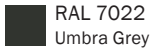
RAL 7016  
Anthracite Grey



RAL 9005  
Black



RAL 9006  
White Aluminium



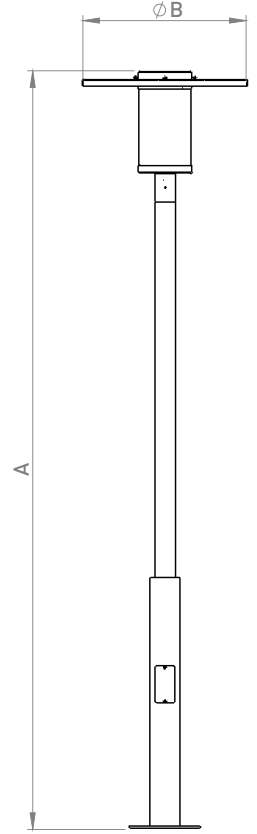
RAL 7022  
Umbra Grey



RAL 9016  
White




RAL xxxx  
Optional



	A	ØB	Power
LGT.10.110.01	3000	650	40 W
LGT.10.110.02	4000	650	60 W

Corrosion resistant aluminum body  
Chromate conversion pretreatment  
Electrostatic powder coating  
Stainless steel screws (grade 304)  
Mechanical impact resistance IK08  
Protection Grade IP66  
Electrical installation Class I  
Poles are supplied with anchorage  
Flange cover can be ordered separately.

Korozyona dayanıklı alüminyum direk gövdesi  
Kromat kaplama  
Elektrostatik polyester boya  
304 kalite paslanmaz vidalar  
Mekanik dayanım direnci IK08  
Nem ve toza karşı koruma sınıfı IP66  
Elektriksel güvenlik sınıfı Class I  
Direk ile birlikte ankraj takımı verilecektir  
Flanş üstü kaide kapama ayrı sipariş verilmelidir.





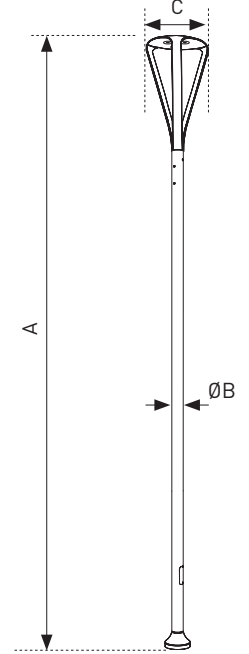
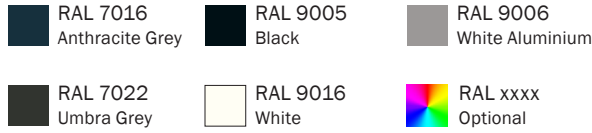
IP66 IK08 



### Led & Optics

Lumen : Up to 140 lm/w  
Kelvin : 3000K - 4000K - 6500K  
Input : 220-240(V) 50-60(Hz)  
Driver : On/Off

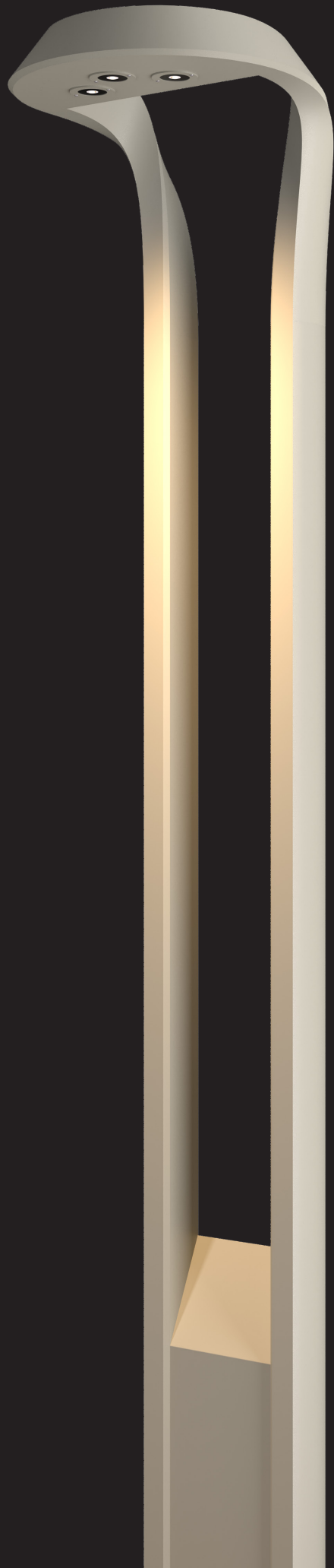
### Color Options



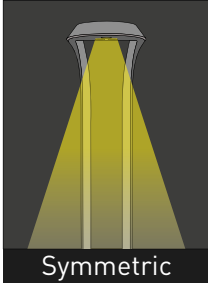
	A	ØB	C	Power
LGT.10.114.01	3500	90	460	42 W
LGT.10.114.02	4000	90	460	60 W

Corrosion resistant aluminum body  
Chromate conversion pretreatment  
Electrostatic powder coating  
Stainless steel screws (grade 304)  
Mechanical impact resistance IK08  
Protection Grade IP66  
Electrical installation Class I  
Poles are supplied with anchorage  
Flange cover can be ordered separately.

Korozyona dayanıklı alüminyum direk gövdesi  
Kromat kaplama  
Elektrostatik polyester boya  
304 kalite paslanmaz vidalar  
Mekanik dayanım direnci IK08  
Nem ve toza karşı koruma sınıfı IP66  
Elektriksel güvenlik sınıfı Class I  
Direk ile birlikte ankraj takımı verilecektir  
Flanş üstü kaide kapama ayrı sipariş verilmelidir.



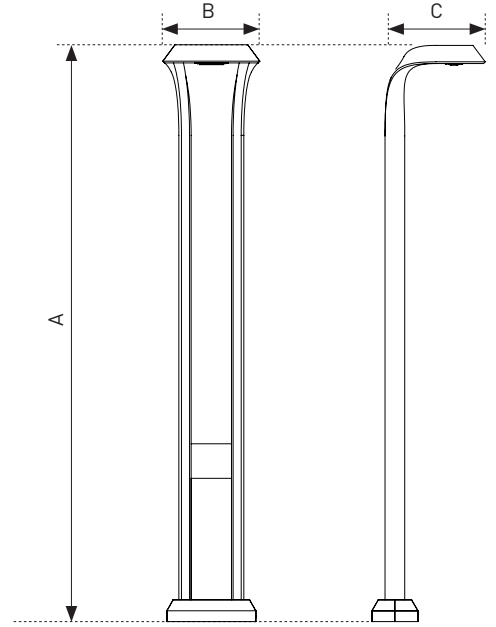
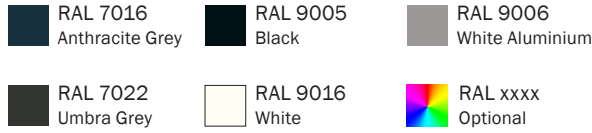
IP66 IK08



### Led & Optics

Lumen : Up to 140 lm/w  
 Kelvin : 3000K - 4000K - 6500K  
 Input : 220-240(V) 50-60(Hz)  
 Driver : On/Off

### Color Options




	A	B	C	Power
LGT.10.115.01	3500	600	600	36 W
LGT.10.115.02	4000	600	600	42 W

Corrosion resistant aluminum body  
 Chromate conversion pretreatment  
 Electrostatic powder coating  
 Stainless steel screws (grade 304)  
 Mechanical impact resistance IK08  
 Protection Grade IP66  
 Electrical installation Class I  
 Poles are supplied with anchorage  
 Flange cover can be ordered separately.

Korozyona dayanıklı alüminyum direk gövdesi  
 Kromat kaplama  
 Elektrostatik polyester boya  
 304 kalite paslanmaz vidalar  
 Mekanik dayanım direnci IK08  
 Nem ve toza karşı koruma sınıfı IP66  
 Elektriksel güvenlik sınıfı Class I  
 Direk ile birlikte ankraj takımı verilecektir  
 Flaş üstü kaide kapama ayrı sipariş verilmelidir.





# Bollard Lights


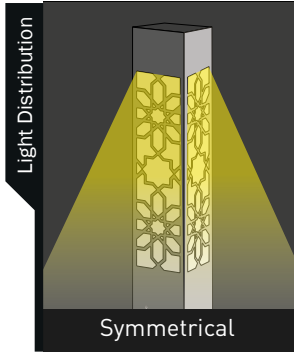
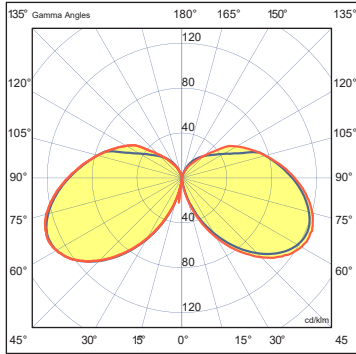




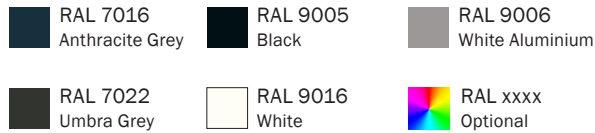


# Anatolian

IP66 IK02 CRI >80 CE



## Color Options



	A	B	C	Power
LGT.30.100.01	500	150	150	15 W
LGT.30.100.02	750	150	150	15 W
LGT.30.100.03	1000	150	150	15 W
LGT.30.100.04	1500	150	150	20 W
LGT.30.100.05	2000	150	150	20 W
LGT.30.100.06	2500	150	150	20 W

## Technical Details (Felix Module)

Module luminous efficiency : 121 lm/W  
Luminaire luminous efficiency : 37,40 lm/W (4000k)  
Cct : 2700K - 3000K - 4000K - 6500K  
Color Rendering Index : >80  
Power Factor : Cos  $\phi$  > 0,9  
Led Life Time - L70 : > 72.000 hours @Ta= 45 °C  
Operating Temperature Range : -20 °C / +45 °C  
Input Voltage : 220-240(V) 50-60(Hz)  
Driver : On/Off

Extruded aluminum body  
Tempered glass  
PMMA glass diffuser (Optional)  
Steel flange with galvanized  
Chromate conversion  
Electrostatic powder coating  
Stainless steel screws (grade 304)  
Mechanical impact resistance IK02  
Protection Grade IP66  
Electrical installation Class I

Ekstrüzyon alüminyum gövde  
Temperli cam  
Akrilik cam difüzör (Opsiyonel)  
Galvanizli çelik flanş  
Kromat kaplama  
Elektrostatik toz boya  
Paslanmaz vida (grade 304)  
Mekanik darbe dayanımı IK02  
Koruma sınıfı IP66  
İzolasyon sınıfı Class I

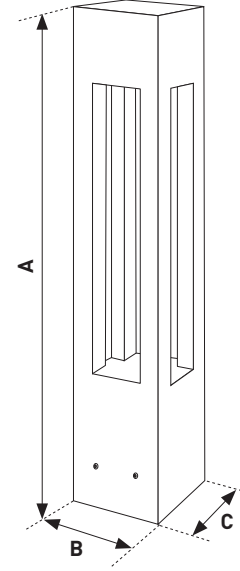
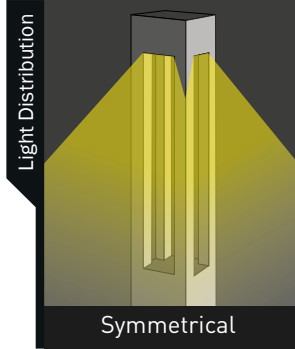
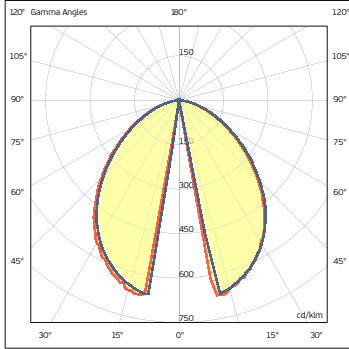




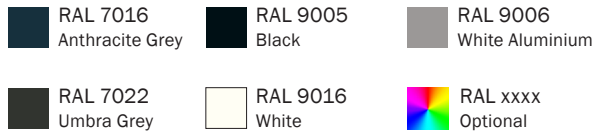


# Fortress

IP66 IK06 CRI >80



## Color Options



	A	B	C	Power
LGT.30.101.01	500	150	150	15 W
LGT.30.101.02	750	150	150	15 W
LGT.30.101.03	1000	150	150	15 W
LGT.30.101.04	1500	150	150	20 W
LGT.30.101.05	2000	150	150	20 W
LGT.30.101.06	2500	150	150	20 W

Extruded aluminum body  
Tempered glass  
Steel flange with galvanized  
Chromate conversion  
Electrostatic powder coating  
Stainless steel screws (grade 304)  
Mechanical impact resistance IK06  
Protection Grade IP66  
Electrical installation Class I

## Technical Details (Felix Module)

Module luminous efficiency : 121 lm/W  
Luminaire luminous efficiency : 72,72 lm/W (4000k)  
Cct : 2700K - 3000K - 4000K - 6500K  
Color Rendering Index : >80  
Power Factor : Cos  $\phi$  > 0,9  
Led Life Time - L70 : > 72.000 hours @Ta= 45 °C  
Operating Temperature Range : -20 °C / +45 °C  
Input Voltage : 220-240(V) 50-60(Hz)  
Driver : On/Off

Ekstrüzyon alüminyum gövde  
Temperli cam  
Galvanizli çelik flanş  
Kromat kaplama  
Elektrostatik toz boya  
Paslanmaz vida (grade 304)  
Mekanik darbe dayanımı IK06  
Koruma sınıfı IP66  
İzolasyon sınıfı Class I

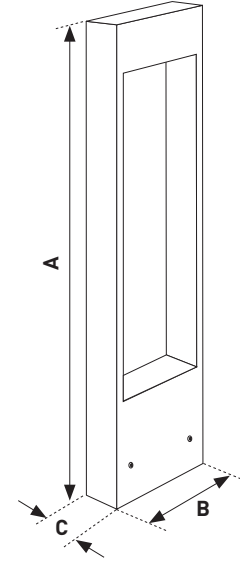
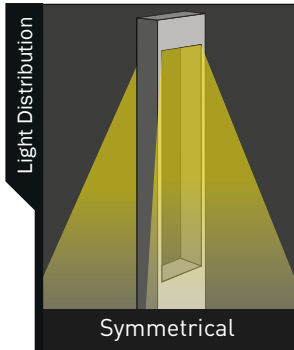
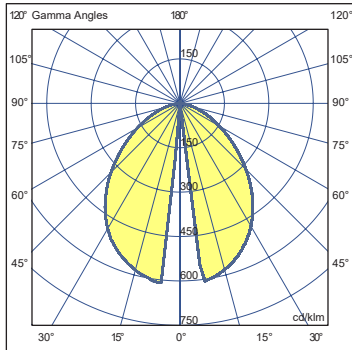






# Galata

IP66 IK06 CRI >80



## Color Options

RAL 7016  
Anthracite Grey

RAL 9005  
Black

RAL 9006  
White Aluminium

RAL 7022  
Umbra Grey

RAL 9016  
White

RAL xxxx  
Optional

	A	B	C	Power
LGT.30.102.01	500	240	100	10 W
LGT.30.102.02	750	240	100	15 W
LGT.30.102.03	1000	240	100	15 W
LGT.30.102.04	1500	240	100	20 W
LGT.30.102.05	2000	240	100	20 W
LGT.30.102.06	2500	240	100	20 W

## Technical Details (Felix Module)

Module luminous efficiency : 121 lm/W

Luminaire luminous efficiency : 58,2 lm/W (4000k)

Cct : 2700K - 3000K - 4000K - 6500K

Color Rendering Index : >80

Power Factor : Cos  $\phi$  > 0,9

Led Life Time - L70 : > 72.000 hours @Ta= 45 °C

Operating Temperature Range : -20 °C / +45 °C

Input Voltage : 220-240(V) 50-60(Hz)

Driver : On/Off

Extruded aluminum body  
Tempered glass  
Steel flange with galvanized  
Chromate conversion  
Electrostatic powder coating  
Stainless steel screws (grade 304)  
Mechanical impact resistance IK06  
Protection Grade IP66  
Electrical installation Class I

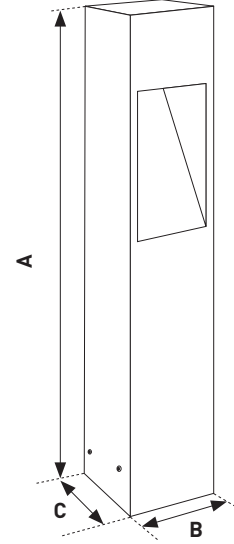
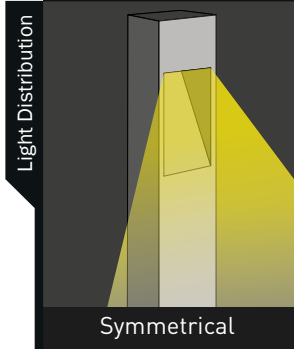
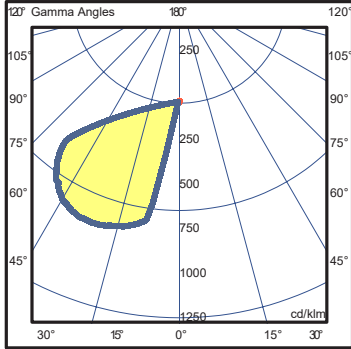
Ekstrüzyon alüminyum gövde  
Temperli cam  
Galvanizli çelik flanş  
Kromat kaplama  
Elektrostatik toz boya  
Paslanmaz vida (grade 304)  
Mekanik darbe dayanımı IK06  
Koruma sınıfı IP66  
İzolasyon sınıfı Class I







IP66 IK06 CRI >80



## Color Options

RAL 7016 Anthracite Grey	RAL 9005 Black	RAL 9006 White Aluminium
RAL 7022 Umbra Grey	RAL 9016 White	RAL xxxx Optional

	A	B	C	Power
LGT.30.105.01	500	150	100	15 W
LGT.30.105.02	750	150	100	15 W
LGT.30.105.03	1000	150	100	15 W
LGT.30.105.04	1500	150	100	20 W
LGT.30.105.05	2000	150	100	20 W
LGT.30.105.06	2500	150	100	20 W

## Technical Details (Felix Module)

Module luminous efficiency : 121 lm/W  
 Luminaire luminous efficiency : 53,8 lm/W (4000k)  
 Cct : 2700K - 3000K - 4000K - 6500K  
 Color Rendering Index : >80  
 Power Factor : Cos  $\phi$  > 0,9  
 Led Life Time - L70 : > 72.000 hours @Ta= 45 °C  
 Operating Temperature Range : -20 °C / +45 °C  
 Input Voltage : 220-240(V) 50-60(Hz)  
 Driver : On/Off

Extruded aluminum body  
 Tempered glass  
 Steel flange with galvanized  
 Chromate conversion  
 Electrostatic powder coating  
 Stainless steel screws (grade 304)  
 Mechanical impact resistance IK06  
 Protection Grade IP66  
 Electrical installation Class I

Ekstrüzyon alüminyum gövde  
 Temperli cam  
 Galvanizli çelik flanş  
 Kromat kaplama  
 Elektrostatik toz boya  
 Paslanmaz vida (grade 304)  
 Mekanik darbe dayanımı IK06  
 Koruma sınıfı IP66  
 İzolasyon sınıfı Class I

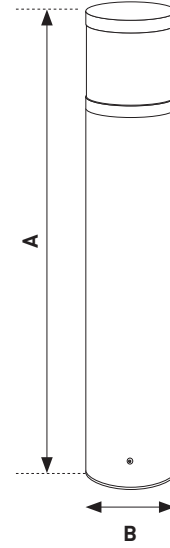
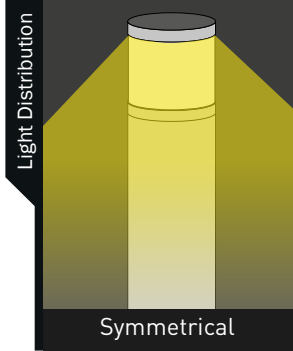
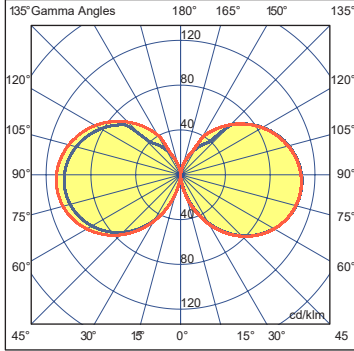




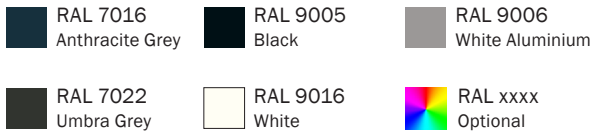


# Circular

IP66 IK03 CRI >80 Opal Diffuser



## Color Options



	A	B	Power
LGT.30.106.01	300	150	10 W
LGT.30.106.02	500	150	10 W
LGT.30.106.03	750	150	15 W
LGT.30.106.04	1000	150	15 W
LGT.30.106.05	1500	150	20 W
LGT.30.106.06	2000	150	20 W

## Technical Details (Felix Module)

Module luminous efficiency : 121 lm/W  
Luminaire luminous efficiency : 37,6 lm/W (4000k)  
Cct : 2700K - 3000K - 4000K - 6500K  
Color Rendering Index : >80  
Power Factor : Cos  $\phi$  > 0,9  
Led Life Time - L70 : > 60.000 hours @Ta= 45 °C  
Operating Temperature Range : -5 °C / +45 °C  
Input Voltage : 220-240(V) 50-60(Hz)  
Driver : On/Off

Extruded aluminum body  
Tempered glass  
PMMA Glass diffuser  
Steel flange with galvanized  
Chromate conversion  
Electrostatic powder coating  
Stainless steel screws (grade 304)  
Mechanical impact resistance IK03  
Protection Grade IP66  
Electrical installation Class I

Ekstrüzyon alüminyum gövde  
Temperli cam  
Akrilik cam difüzör  
Galvanizli çelik flanş  
Kromat kaplama  
Elektrostatik toz boya  
Paslanmaz vida (grade 304)  
Mekanik darbe dayanımı IK03  
Koruma sınıfı IP66  
İzolasyon sınıfı Class I

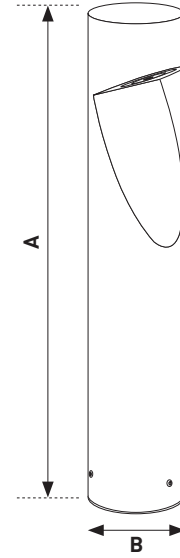
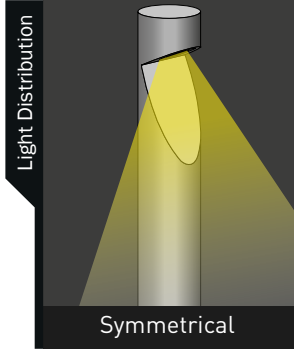
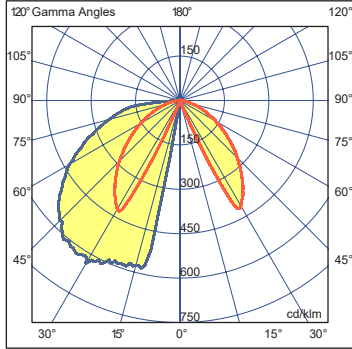






# Callisto

IP66 IK06 CRI >80



## Color Options

RAL 7016 Anthracite Grey	RAL 9005 Black	RAL 9006 White Aluminium
RAL 7022 Umbra Grey	RAL 9016 White	RAL xxxx Optional

	A	B	Power
LGT.30.106.01	300	150	10 W
LGT.30.106.02	500	150	10 W
LGT.30.106.03	750	150	15 W
LGT.30.106.04	1000	150	15 W
LGT.30.106.05	1500	150	20 W
LGT.30.106.06	2000	150	20 W

## Technical Details (Felix Module)

Module luminous efficiency : 121 lm/W  
Luminaire luminous efficiency : 76,73 lm/W (4000k)  
Cct : 2700K - 3000K - 4000K - 6500K  
Color Rendering Index : >80  
Power Factor : Cos  $\phi$  > 0,9  
Led Life Time - L70 : > 72.000 hours @Ta= 45 °C  
Operating Temperature Range : -20 °C / +45 °C  
Input Voltage : 220-240(V) 50-60(Hz)  
Driver : On/Off

Extruded aluminum body  
Tempered glass  
Steel flange with galvanized  
Chromate conversion  
Electrostatic powder coating  
Stainless steel screws (grade 304)  
Mechanical impact resistance IK06  
Protection Grade IP66  
Electrical installation Class I

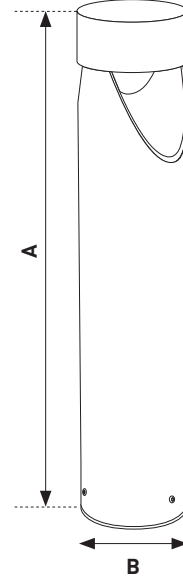
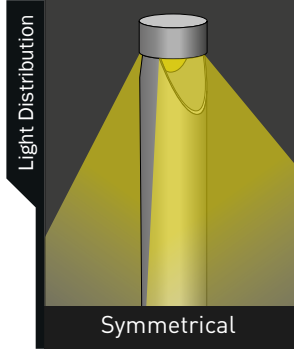
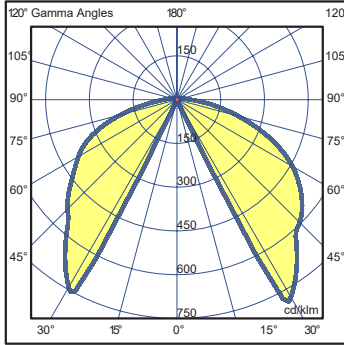
Ekstrüzyon alüminyum gövde  
Temperli cam  
Galvanizli çelik flanş  
Kromat kaplama  
Elektrostatik toz boya  
Paslanmaz vida (grade 304)  
Mekanik darbe dayanımı IK06  
Koruma sınıfı IP66  
İzolasyon sınıfı Class I



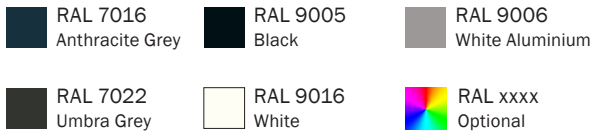




IP66 IK06 CRI >80



## Color Options



	A	B	Power
LGT.30.104.01	500	150	10 W
LGT.30.104.02	750	150	15 W
LGT.30.104.03	1000	150	15 W
LGT.30.104.04	1500	150	20 W
LGT.30.104.05	2000	150	20 W
LGT.30.104.06	2500	150	20 W

## Technical Details (Felix Module)

Module luminous efficiency : 121 lm/W  
 Luminaire luminous efficiency : 47,33 lm/W (4000k)  
 Cct : 2700K - 3000K - 4000K - 6500K  
 Color Rendering Index : >80  
 Power Factor : Cos  $\phi$  > 0,9  
 Led Life Time - L70 : > 72.000 hours @Ta= 45 °C  
 Operating Temperature Range : -20 °C / +45 °C  
 Input Voltage : 220-240(V) 50-60(Hz)  
 Driver : On/Off

Extruded aluminum body  
 Tempered glass  
 Steel flange with galvanized  
 Chromate conversion  
 Electrostatic powder coating  
 Stainless steel screws (grade 304)  
 Mechanical impact resistance IK06  
 Protection Grade IP66  
 Electrical installation Class I

Ekstrüzyon alüminyum gövde  
 Temperli cam  
 Galvanizli çelik flanş  
 Kromat kaplama  
 Elektrostatik toz boya  
 Paslanmaz vida (grade 304)  
 Mekanik darbe dayanımı IK06  
 Koruma sınıfı IP66  
 İzolasyon sınıfı Class I

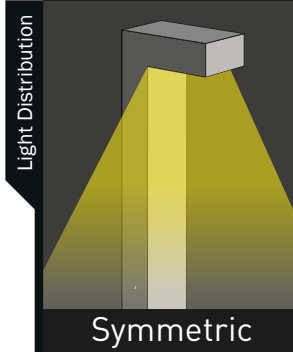
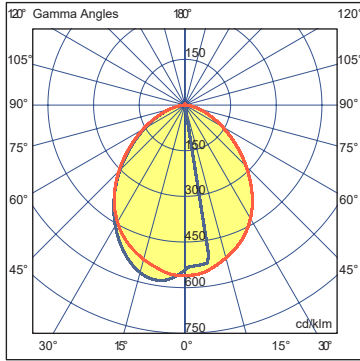






# Neptune

IP66 IK06 CRI >80



## Color Options

RAL 7016  
Anthracite Grey

RAL 9005  
Black

RAL 9006  
White Aluminium

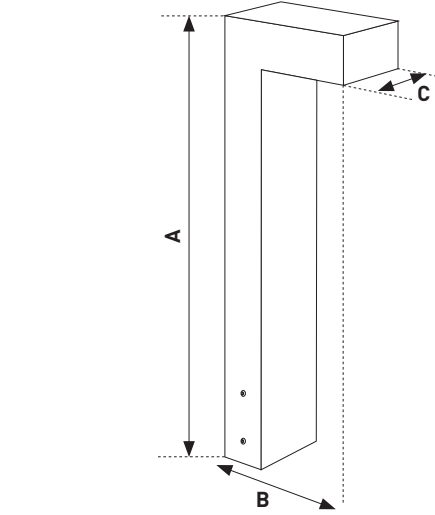
RAL 7022  
Umbra Grey

RAL 9016  
White

RAL xxxx  
Optional

	A	B	Power
LGT.30.104.01	500	150	10 W
LGT.30.104.02	750	150	15 W
LGT.30.104.03	1000	150	15 W
LGT.30.104.04	1500	150	20 W
LGT.30.104.05	2000	150	20 W
LGT.30.104.06	2500	150	20 W

Extruded aluminum body  
Tempered glass  
Steel flange with galvanized  
Chromate conversion  
Electrostatic powder coating  
Stainless steel screws (grade 304)  
Mechanical impact resistance IK06  
Protection Grade IP66  
Electrical installation Class I



## Technical Details (Felix Module)

Module luminous efficiency : 121 lm/W

Luminaire luminous efficiency : 81,8 lm/W (4000k)

Cct : 2700K - 3000K - 4000K - 6500K

Color Rendering Index : >80

Power Factor : Cos  $\phi$  > 0,9

Led Life Time - L70 : > 72.000 hours @Ta= 45 °C

Operating Temperature Range : -20 °C / +45 °C

Input Voltage : 220-240(V) 50-60(Hz)

Driver : On/Off

Ekstrüzyon alüminyum gövde  
Temperli cam  
Galvanizli çelik flanş  
Kromat kaplama  
Elektrostatik toz boya  
Paslanmaz vida (grade 304)  
Mekanik darbe dayanımı IK06  
Koruma sınıfı IP66  
İzolasyon sınıfı Class I

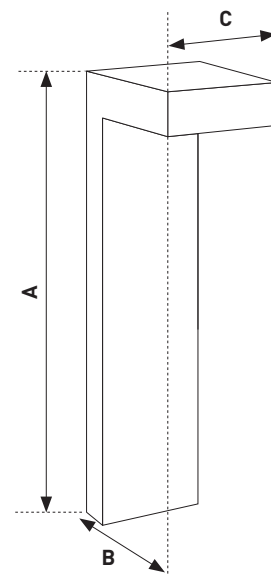
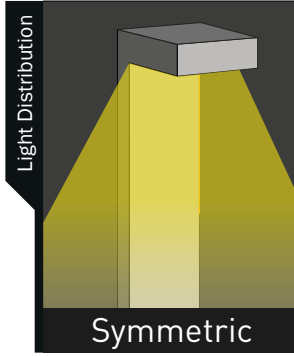
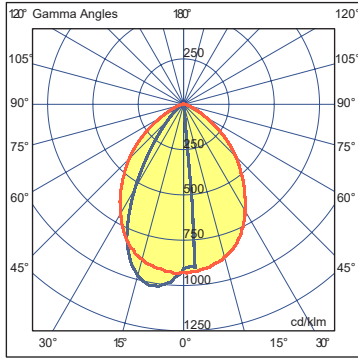






# Neptune XL

IP66 IK06 CRI >80



## Color Options

RAL 7016  
Anthracite Grey

RAL 9005  
Black

RAL 9006  
White Aluminium

RAL 7022  
Umbra Grey

RAL 9016  
White

RAL xxxx  
Optional

	A	B	C	Power
LGT.30.103.01	500	250	150	10 W
LGT.30.103.02	750	250	150	15 W
LGT.30.103.03	1000	250	150	15 W
LGT.30.103.04	1500	250	150	20 W
LGT.30.103.05	2000	250	150	20 W
LGT.30.103.06	2500	250	150	20 W

## Technical Details (Iconic L4 Module)

Module luminous efficiency : 97 lm/W

Luminaire luminous efficiency : 34,73 lm/W (4000k)

Cct : 2700K - 3000K - 4000K - 6500K

Color Rendering Index : >80

Power Factor : Cos  $\phi$  > 0,9

Led Life Time - L70 : > 60.000 hours @Ta= 45 °C

Operating Temperature Range : -5 °C / +45 °C

Input Voltage : 220-240(V) 50-60(Hz)

Driver : On/Off

Extruded aluminum body  
Tempered glass  
Steel flange with galvanized  
Chromate conversion  
Electrostatic powder coating  
Stainless steel screws (grade 304)  
Mechanical impact resistance IK06  
Protection Grade IP66  
Electrical installation Class I

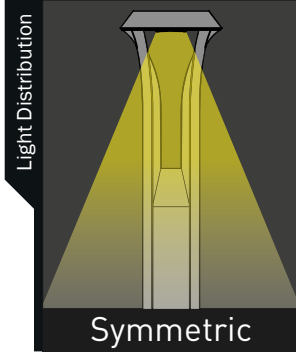
Ekstrüzyon alüminyum gövde  
Temperli cam  
Galvanizli çelik flanş  
Kromat kaplama  
Elektrostatik toz boya  
Paslanmaz vida (grade 304)  
Mekanik darbe dayanımı IK06  
Koruma sınıfı IP66  
İzolasyon sınıfı Class I



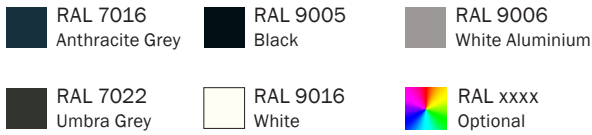




IP66 IK06 CRI >80

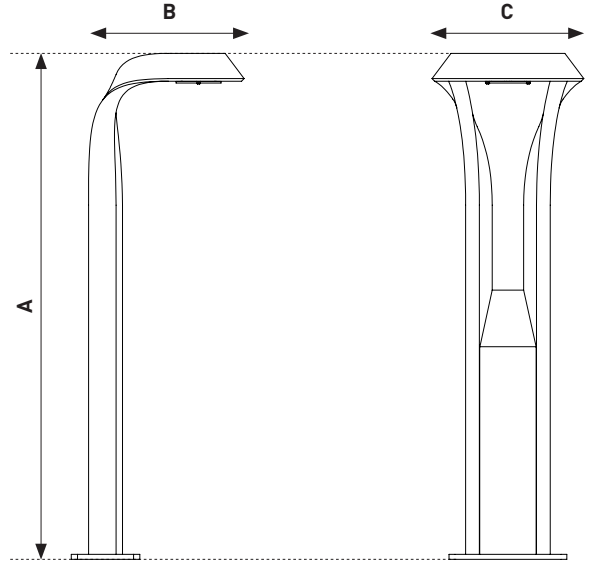


## Color Options



	A	B	C	Power
LGT.30.110.01	1000	310	300	10 W
LGT.30.110.02	1000	310	300	15 W
LGT.30.110.03	1000	310	300	15 W
LGT.30.110.04	1000	310	300	20 W
LGT.30.110.05	1000	310	300	20 W
LGT.30.110.06	1000	310	300	20 W

Extruded aluminum body  
Tempered glass  
Steel flange with galvanized  
Chromate conversion  
Electrostatic powder coating  
Stainless steel screws (grade 304)  
Mechanical impact resistance IK06  
Protection Grade IP66  
Electrical installation Class I



## Technical Details (Felix Module)

Module luminous efficiency : 121 lm/W  
Luminaire luminous efficiency : 81,8 lm/W (4000k)  
Cct : 2700K - 3000K - 4000K - 6500K  
Color Rendering Index : >80  
Power Factor : Cos  $\phi$  > 0,9  
Led Life Time - L70 : > 72.000 hours @Ta= 45 °C  
Operating Temperature Range : -20 °C / +45 °C  
Input Voltage : 220-240(V) 50-60(Hz)  
Driver : On/Off

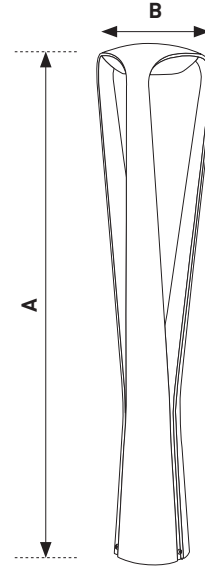
Ekstrüzyon alüminyum gövde  
Temperli cam  
Galvanizli çelik flanş  
Kromat kaplama  
Elektrostatik toz boya  
Paslanmaz vida (grade 304)  
Mekanik darbe dayanımı IK06  
Koruma sınıfı IP66  
İzolasyon sınıfı Class I



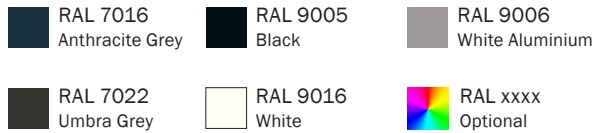




IP66 IK06 CRI >80



## Color Options



	A	B	C	Power
LGT.30.110.01	1000	310	300	10 W
LGT.30.110.02	1000	310	300	15 W
LGT.30.110.03	1000	310	300	15 W
LGT.30.110.04	1000	310	300	20 W
LGT.30.110.05	1000	310	300	20 W
LGT.30.110.06	1000	310	300	20 W

Cast aluminum body  
Tempered glass  
Steel flange with galvanized  
Chromate conversion  
Electrostatic powder coating  
Stainless steel screws (grade 304)  
Mechanical impact resistance IK06  
Protection Grade IP66  
Electrical installation Class I

## Technical Details (Felix Module)

Module luminous efficiency : 121 lm/W  
Luminaire luminous efficiency : 72,72 lm/W (4000k)  
Cct : 2700K - 3000K - 4000K - 6500K  
Color Rendering Index : >80  
Power Factor : Cos  $\phi$  > 0,9  
Led Life Time - L70 : > 72.000 hours @Ta= 45 °C  
Operating Temperature Range : -20 °C / +45 °C  
Input Voltage : 220-240(V) 50-60(Hz)  
Driver : On/Off

Alüminyum döküm gövde  
Temperli cam  
Galvanizli çelik flanş  
Kromat kaplama  
Elektrostatik toz boya  
Paslanmaz vida (grade 304)  
Mekanik darbe dayanımı IK06  
Koruma sınıfı IP66  
İzolasyon sınıfı Class I





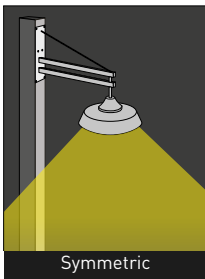


# Wooden Lights





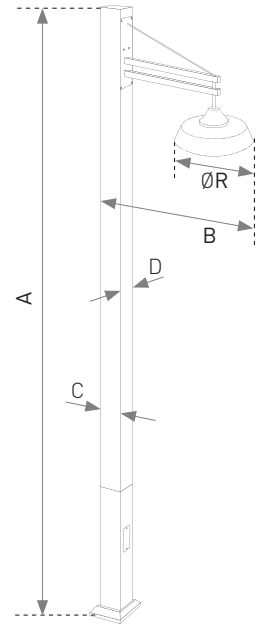
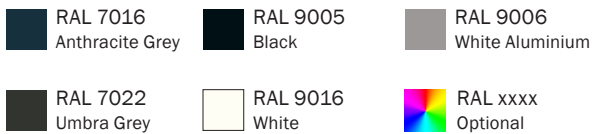
# Antares



### Led & Optics

Lumen : Up to 130 lm/w  
 Kelvin : 3000K - 4000K - 6500K  
 Input : 220-240(V) 50-60(Hz)  
 Driver : On/Off

### Color Options



Single Pole	A	B	C	D	ØR	Power
LGT.50.204.01	3000	1040	100	150	415	28 W
LGT.50.204.02	4000	1040	100	150	415	36 W
LGT.50.204.03	5000	1040	100	150	415	56 W
LGT.50.204.04	6000	1040	100	200	415	72 W
LGT.50.204.05	7000	1040	100	200	415	72 W
LGT.50.204.06	8000	1040	100	200	415	108 W

Corrosion resistant aluminium body  
 Natural wood coating  
 Very thin real teak tree  
 Galvanized steel structure  
 Anchorage unit with galvanized  
 Chromate conversion pretreatment  
 Electrostatic powder coating  
 Stainless steel screws (grade 304)  
 Mechanical impact resistance IK08  
 Protection Grade IP66  
 Electrical installation Class I


Corrosion resistant aluminium body  
 Natural wood coating  
 Very thin real teak tree  
 Galvanized steel structure  
 Anchorage unit with galvanized  
 Chromate conversion pretreatment  
 Electrostatic powder coating  
 Stainless steel screws (grade 304)  
 Mechanical impact resistance IK08  
 Protection Grade IP66  
 Electrical installation Class I







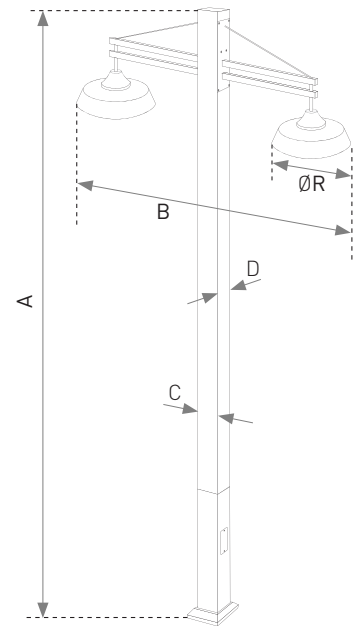
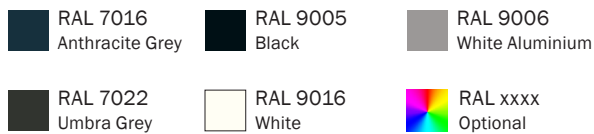
# Antares



### Led & Optics

Lumen : Up to 130 lm/w  
 Kelvin : 3000K - 4000K - 6500K  
 Input : 220-240(V) 50-60(Hz)  
 Driver : On/Off

### Color Options



Double Pole	A	B	C	D	ØR	Power
LGT.50.204.10	3000	1980	100	150	415	2 x 28 W
LGT.50.204.11	4000	1980	100	150	415	2 x 36 W
LGT.50.204.12	5000	1980	100	150	415	2 x 56 W
LGT.50.204.13	6000	1980	100	150	415	2 x 72 W
LGT.50.204.14	7000	1980	100	150	415	2 x 72 W
LGT.50.204.15	8000	1980	100	150	415	2 x 108 W


- Corrosion resistant aluminium body
- Natural wood coating
- Very thin real tree
- Anchorage unit with galvanized
- Chromate conversion pretreatment
- Electrostatic powder coating
- Stainless steel screws (grade 304)
- Mechanical impact resistance IK08
- Protection Grade IP66
- Electrical installation Class I

- Corrosion resistant aluminium body
- Natural wood coating
- Very thin real tree
- Anchorage unit with galvanized
- Chromate conversion pretreatment
- Electrostatic powder coating
- Stainless steel screws (grade 304)
- Mechanical impact resistance IK08
- Protection Grade IP66
- Electrical installation Class I





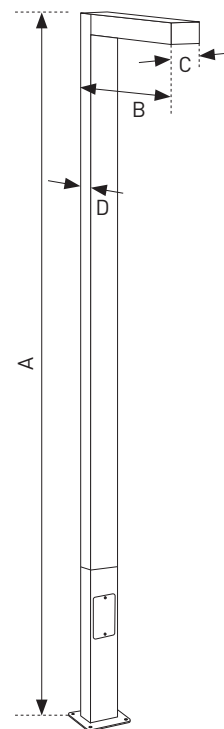
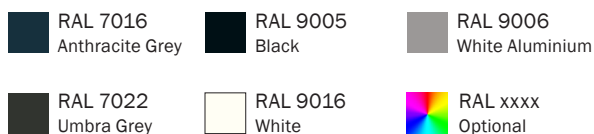
# Neptune L Wooden



### Led & Optics

Lumen : Up to 130 lm/w  
 Kelvin : 3000K - 4000K - 6500K  
 Input : 220-240(V) 50-60(Hz)  
 Driver : On/Off

### Color Options



	A	B	C	D	Power	Anchor
LGT.50.202.01	3000	600	150	100	28 W	4xM12
LGT.50.202.02	4000	750	150	100	36 W	4xM12
LGT.50.202.03	5000	1000	150	100	56 W	4xM16
LGT.50.202.04	6000	1000	200	100	72 W	4xM16
LGT.50.202.05	7000	1250	200	100	72 W	4xM16
LGT.50.202.06	8000	1250	200	100	108 W	4xM18

- Corrosion resistant aluminium body
- Natural wood coating
- Very thin real teak tree
- Anchorage unit with galvanized
- Chromate conversion pretreatment
- Electrostatic powder coating
- Stainless steel screws (grade 304)
- Mechanical impact resistance IK08
- Protection Grade IP66
- Electrical installation Class I

- Corrosion resistant aluminium body
- Natural wood coating
- Very thin real teak tree
- Anchorage unit with galvanized
- Chromate conversion pretreatment
- Electrostatic powder coating
- Stainless steel screws (grade 304)
- Mechanical impact resistance IK08
- Protection Grade IP66
- Electrical installation Class I






# Neptune T Wooden

IP66

IK08



30°/60°/90°/150°  
Asymmetric

## Led & Optics

Lumen : Up to 150 lm/w

Kelvin : 3000K - 4000K - 6500K

Input : 220-240(V) 50-60(Hz)

Driver : On/Off

## Color Options

RAL 7016  
Anthracite Grey

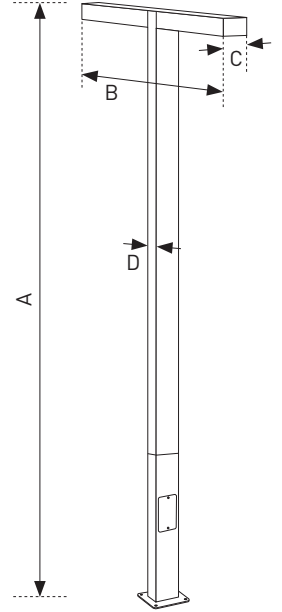
RAL 9005  
Black

RAL 9006  
White Aluminium

RAL 7022  
Umbr Grey

RAL 9016  
White

RAL xxxx  
Optional



	A	B	C	D	Power	Anchor
LGT.10.104.10	3000	1280	150	80	2 x 28W	4xM12
LGT.10.104.11	4000	1600	150	100	2 x 36W	4xM12
LGT.10.104.12	5000	2100	150	100	2 x 56W	4xM14
LGT.10.104.13	6000	2100	200	100	2x 72W	4xM16
LGT.10.104.14	7000	2600	200	100	2 x 72W	4xM16
LGT.10.104.15	8000	2600	200	100	2 x 108W	4xM18

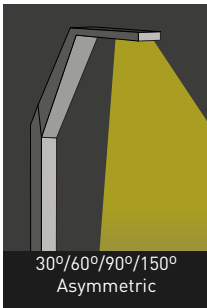
Corrosion resistant aluminum body  
Chromate conversion pretreatment  
Electrostatic powder coating  
Stainless steel screws (grade 304)  
Mechanical impact resistance IK08  
Protection Grade IP66  
Electrical installation Class I

Korozyona dayanıklı alüminyum direk gövdesi  
Kromat kaplama  
Elektrostatik polyester boya  
304 kalite paslanmaz vidalar  
Mekanik dayanım direnci IK08  
Nem ve toza karşı koruma sınıfı IP66  
Elektriksel güvenlik sınıfı Class I





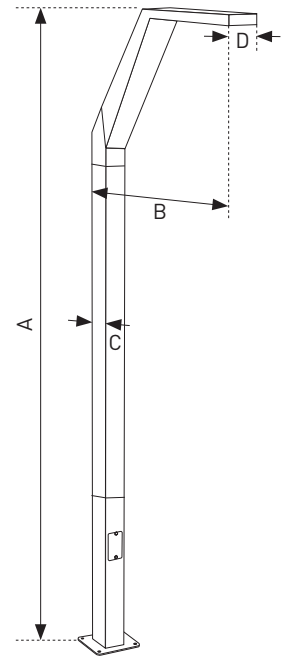
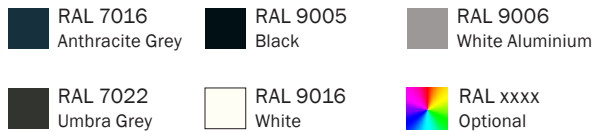
# Cobra Wood



### Led & Optics

Lumen : Up to 130 lm/w  
 Kelvin : 3000K - 4000K - 6500K  
 Input : 220-240(V) 50-60(Hz)  
 Driver : On/Off

### Color Options



Single Pole	A	B	C	D	Power
LGT.50.203.01	3000	675	150	100	28 W
LGT.50.203.02	4000	825	150	100	36 W
LGT.50.203.03	5000	825	150	100	56 W
LGT.50.203.04	6000	1000	200	100	72 W
LGT.50.203.05	7000	1000	200	100	72 W
LGT.50.203.06	8000	1200	200	100	108 W

- Corrosion resistant aluminium body
- Natural wood coating
- Very thin real teak tree
- Galvanized steel structure
- Anchorage unit with galvanized
- Chromate conversion pretreatment
- Electrostatic powder coating
- Stainless steel screws (grade 304)
- Mechanical impact resistance IK08
- Protection Grade IP66
- Electrical installation Class I

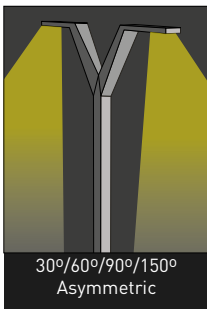
- Corrosion resistant aluminium body
- Natural wood coating
- Very thin real teak tree
- Galvanized steel structure
- Anchorage unit with galvanized
- Chromate conversion pretreatment
- Electrostatic powder coating
- Stainless steel screws (grade 304)
- Mechanical impact resistance IK08
- Protection Grade IP66
- Electrical installation Class I







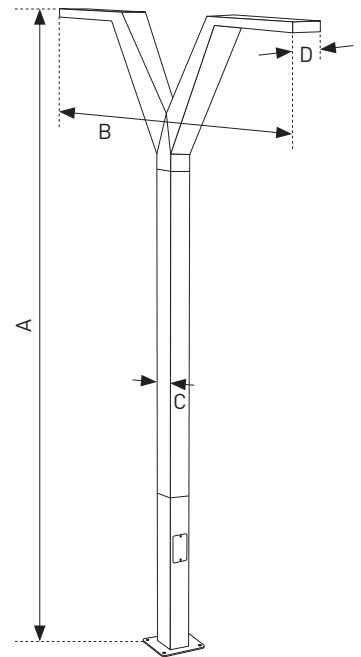
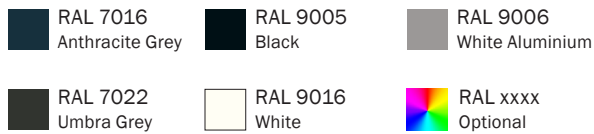
# Cobra Wood



## Led & Optics

Lumen : Up to 130 lm/w  
 Kelvin : 3000K - 4000K - 6500K  
 Input : 220-240(V) 50-60(Hz)  
 Driver : On/Off

## Color Options



Double Pole	A	B	C	D	Power
LGT.50.203.10	3000	1200	150	100	2 x 28 W
LGT.50.203.11	4000	1500	150	100	2 x 36 W
LGT.50.203.12	5000	1500	150	100	2 x 56 W
LGT.50.203.13	6000	1800	200	100	2 x 72 W
LGT.50.203.14	7000	1800	200	100	2 x 72 W
LGT.50.203.15	8000	2200	200	100	2 x 108 W

- Corrosion resistant aluminium body
- Natural wood coating
- Very thin real teak tree
- Galvanized steel structure
- Anchorage unit with galvanized
- Chromate conversion pretreatment
- Electrostatic powder coating
- Stainless steel screws (grade 304)
- Mechanical impact resistance IK08
- Protection Grade IP66
- Electrical installation Class I

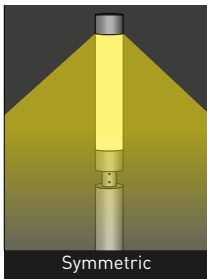
- Corrosion resistant aluminium body
- Natural wood coating
- Very thin real teak tree
- Galvanized steel structure
- Anchorage unit with galvanized
- Chromate conversion pretreatment
- Electrostatic powder coating
- Stainless steel screws (grade 304)
- Mechanical impact resistance IK08
- Protection Grade IP66
- Electrical installation Class I







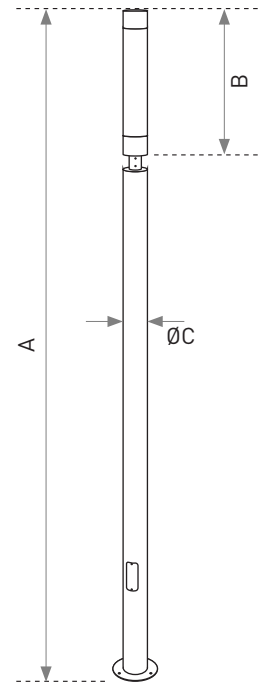
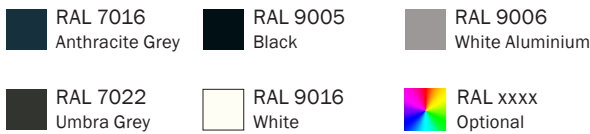
# Circular Wood



## Led & Optics

Lumen : Up to 150 lm/w  
 Kelvin : 3000K - 4000K - 6500K  
 Input : 220-240(V) 50-60(Hz)  
 Driver : On/Off

## Color Options



	A	B	ØC	Power
LGT.50.200.01	3000	100	150	20 W
LGT.50.200.02	3500	100	150	28 W
LGT.50.200.03	4000	100	150	36 W
LGT.50.200.04	4500	100	150	36 W
LGT.50.200.05	5000	100	200	60 W
LGT.50.200.06	6000	100	200	60 W

- Corrosion resistant aluminium body
- Natural wood coating
- Very thin real tree
- Acrylic diffuser
- Anchorage unit with galvanized
- Chromate conversion pretreatment
- Electrostatic powder coating
- Stainless steel screws (grade 304)
- Mechanical impact resistance IK08
- Protection Grade IP66
- Electrical installation Class I

- Corrosion resistant aluminium body
- Natural wood coating
- Very thin real tree
- Acrylic diffuser
- Anchorage unit with galvanized
- Chromate conversion pretreatment
- Electrostatic powder coating
- Stainless steel screws (grade 304)
- Mechanical impact resistance IK08
- Protection Grade IP66
- Electrical installation Class I

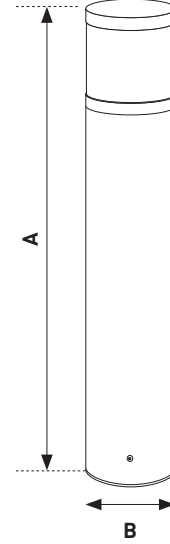
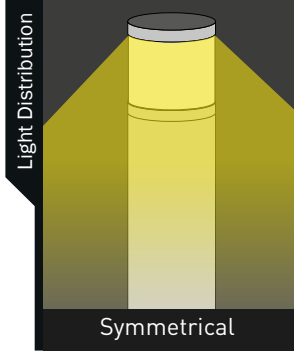
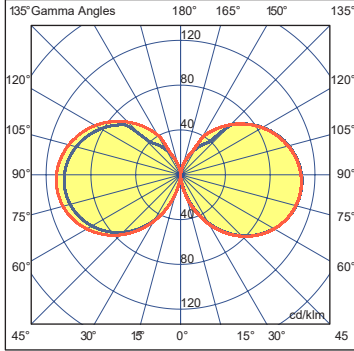




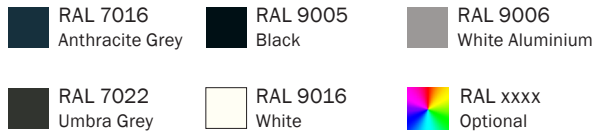


# Circular Wooden

IP66 IK03 CRI >80 Opal Diffuser



## Color Options



	A	B	Power
LGT.50.100.01	300	150	10 W
LGT.50.100.02	500	150	10 W
LGT.50.100.03	750	150	15 W
LGT.50.100.04	1000	150	15 W
LGT.50.100.05	1500	150	20 W
LGT.50.100.06	2000	150	20 W

## Technical Details (Felix Module)

Module luminous efficiency : 121 lm/W  
Luminaire luminous efficiency : 37,6 lm/W (4000k)  
Cct : 2700K - 3000K - 4000K - 6500K  
Color Rendering Index : >80  
Power Factor : Cos  $\phi$  > 0,9  
Led Life Time - L70 : > 60.000 hours @Ta= 45 °C  
Operating Temperature Range : -5 °C / +45 °C  
Input Voltage : 220-240(V) 50-60(Hz)  
Driver : On/Off

Natural teak wood veneered extruded aluminum body  
Tempered glass  
PMMA Glass diffuser  
Steel flange with galvanized  
Chromate conversion  
Electrostatic powder coating  
Stainless steel screws (grade 304)  
Mechanical impact resistance IK03  
Protection Grade IP66  
Electrical installation Class I

Doğal tik ağaç kaplamalı ekstrüzyon alüminyum gövde  
Temperli cam  
Akrilik cam difüzör  
Galvanizli çelik flanş  
Kromat kaplama  
Elektrostatik toz boya  
Paslanmaz vida (grade 304)  
Mekanik darbe dayanımı IK03  
Koruma sınıfı IP66  
İzolasyon sınıfı Class I





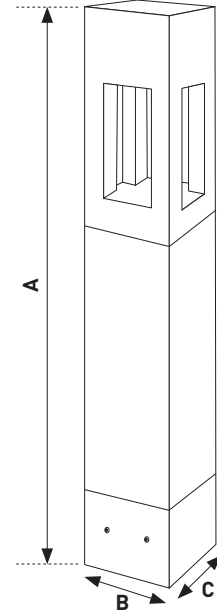
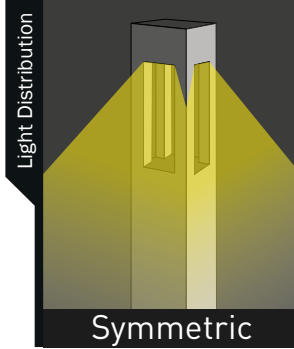
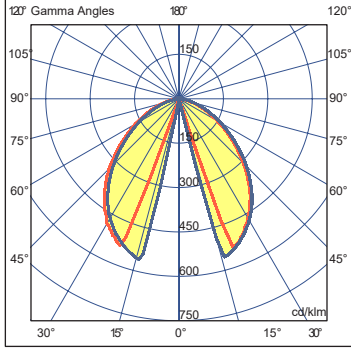


# Fortress Wooden

IP66 IK06 CRI >80



CE



## Color Options

RAL 7016  
Anthracite Grey

RAL 9005  
Black

RAL 9006  
White Aluminium

RAL 7022  
Umbra Grey

RAL 9016  
White

RAL xxxx  
Optional

	A	B	C	Power
LGT.50.101.01	300	100	150	10 W
LGT.50.101.02	500	100	150	10 W
LGT.50.101.03	750	100	150	15 W
LGT.50.101.04	1000	100	150	15 W
LGT.50.101.05	1500	100	150	20 W
LGT.50.101.06	2000	100	150	20 W

## Technical Details (Felix Module)

Module luminous efficiency : 121 lm/W

Luminaire luminous efficiency : 66,9 lm/W (4000k)

Cct : 2700K - 3000K - 4000K - 6500K

Color Rendering Index : >80

Power Factor : Cos  $\phi$  > 0,9

Led Life Time - L70 : > 72.000 hours @Ta= 45 °C

Operating Temperature Range : -20 °C / +45 °C

Input Voltage : 220-240(V) 50-60(Hz)

Driver : On/Off

Natural teak wood veened extruded aluminum body

Tempered glass

Steel flange with galvanized

Chromate conversion

Electrostatic powder coating

Stainless steel screws (grade 304)

Mechanical impact resistance IK06

Protection Grade IP66

Electrical installation Class I

Doğal tik ağaç kaplamalı ekstrüzyon alüminyum gövde

Temperli cam

Galvanizli çelik flanş

Kromat kaplama

Elektrostatik toz boya


Paslanmaz vida (grade 304)

Mekanik darbe dayanımı IK06

Koruma sınıfı IP66

İzolasyon sınıfı Class I

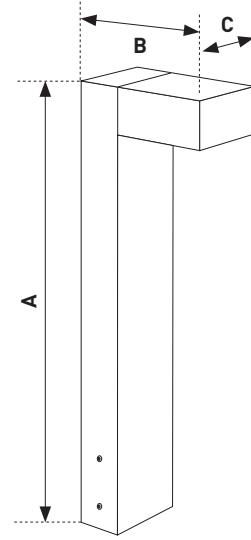
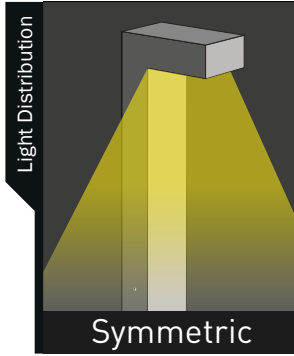
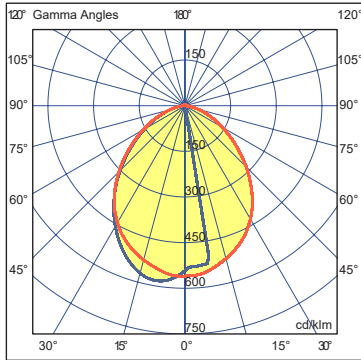




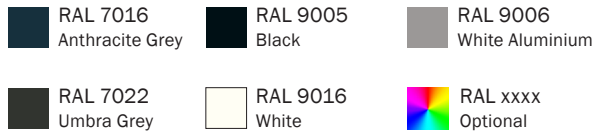


# Neptune Wooden

IP66 IK06 CRI >80



## Color Options



	A	B	C	Power
LGT.50.102.01	300	250	150	10 W
LGT.50.102.02	500	250	150	10 W
LGT.50.102.03	750	250	150	15 W
LGT.50.102.04	1000	250	150	15 W
LGT.50.102.05	1500	250	150	20 W
LGT.50.102.06	2000	250	150	20 W

## Technical Details (Felix Module)

Module luminous efficiency : 121 lm/W  
Luminaire luminous efficiency : 81,8 lm/W (4000k)  
Cct : 2700K - 3000K - 4000K - 6500K  
Color Rendering Index : >80  
Power Factor : Cos  $\phi$  > 0,9  
Led Life Time - L70 : > 72.000 hours @Ta= 45 °C  
Operating Temperature Range : -20 °C / +45 °C  
Input Voltage : 220-240(V) 50-60(Hz)  
Driver : On/Off

Natural teak wood veneered extruded aluminum body  
Tempered glass  
Steel flange with galvanized  
Chromate conversion  
Electrostatic powder coating  
Stainless steel screws (grade 304)  
Mechanical impact resistance IK06  
Protection Grade IP66  
Electrical installation Class I

Doğal tik ağaç kaplamalı ekstrüzyon alüminyum gövde  
Temperli cam  
Galvanizli çelik flans  
Kromat kaplama  
Elektrostatik toz boya  
Paslanmaz vida (grade 304)  
Mekanik darbe dayanımı IK06  
Koruma sınıfı IP66  
İzolasyon sınıfı Class I

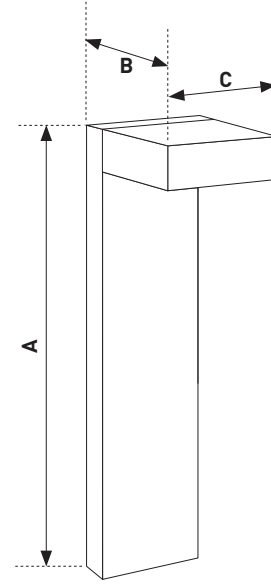
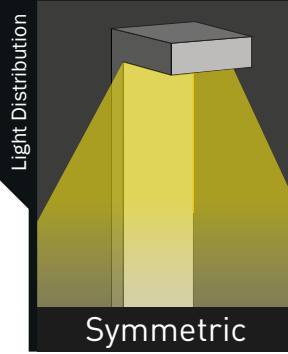
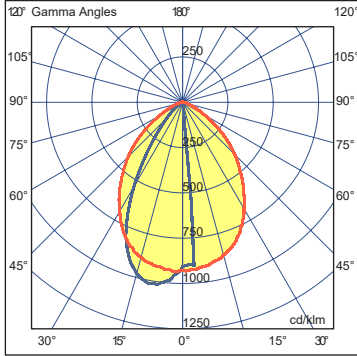






# Neptune XL Wooden

IP66 IK06 CRI >80



## Color Options

RAL 7016  
Anthracite Grey

RAL 9005  
Black

RAL 9006  
White Aluminium

RAL 7022  
Umbra Grey

RAL 9016  
White

RAL xxxx  
Optional

	A	B	C	Power
LGT.50.103.01	300	150	200	10 W
LGT.50.103.02	500	150	200	10 W
LGT.50.103.03	750	150	200	15 W
LGT.50.103.04	1000	150	200	15 W
LGT.50.103.05	1500	150	200	20 W
LGT.30.103.06	2000	150	200	20 W

Natural teak wood veneered extruded aluminum body

Tempered glass

Steel flange with galvanized

Chromate conversion

Electrostatic powder coating

Stainless steel screws (grade 304)

Mechanical impact resistance IK06

Protection Grade IP66

Electrical installation Class I

## Technical Details (Iconic L4 Module)

Module luminous efficiency : 97 lm/W

Luminaire luminous efficiency : 34,73 lm/W (4000k)

Cct : 2700K - 3000K - 4000K - 6500K

Color Rendering Index : >80

Power Factor : Cos  $\phi$  > 0,9

Led Life Time - L70 : > 60.000 hours @Ta= 45 °C

Operating Temperature Range : -5 °C / +45 °C

Input Voltage : 220-240(V) 50-60(Hz)

Driver : On/Off

Doğal tik ağaç kaplamalı ekstrüzyon alüminyum gövde

Temperli cam

Galvanizli çelik flanş

Kromat kaplama

Elektrostatik toz boya

Paslanmaz vida (grade 304)

Mekanik darbe dayanımı IK06

Koruma sınıfı IP66

İzolasyon sınıfı Class I







**Street Lights**

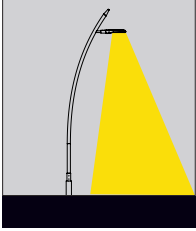




# Nemesis

LGT.20.102

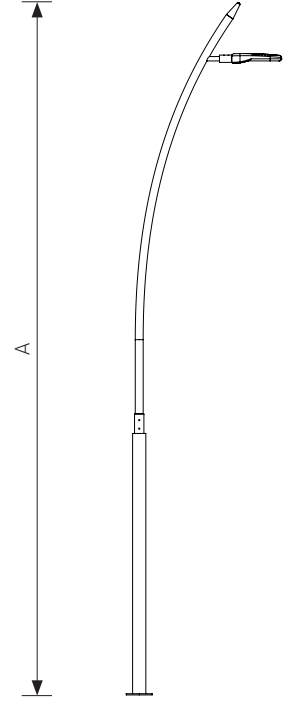
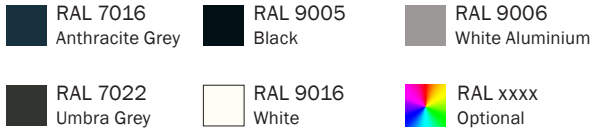
IP66 IK08



## Led & Optics

Lumen : Up to 140 lm/w  
Kelvin : 3000K - 4000K - 6500K  
Input : 220-240(V) 50-60(Hz)  
Driver : On/Off

## Color Options



	A	Power	Light Color (cct.)
LGT.20.102.01	4000	55W	3000K - 4000K - 6500K
LGT.20.102.02	5000	64W	3000K - 4000K - 6500K
LGT.20.102.03	6000	72W	3000K - 4000K - 6500K
LGT.20.102.04	7000	84W	3000K - 4000K - 6500K
LGT.20.102.05	8000	112W	3000K - 4000K - 6500K
LGT.20.102.06	9000	144W	3000K - 4000K - 6500K

Corrosion resistant aluminum body  
Chromate conversion pretreatment  
Electrostatic powder coating  
Stainless steel screws (grade 304)  
Mechanical impact resistance IK08  
Protection Grade IP66  
Electrical installation Class I  
Poles are supplied with anchorage  
Flange cover can be ordered separately.

Korozyona dayanıklı alüminyum direk gövdesi  
Kromat kaplama  
Elektrostatik polyester boya  
304 kalite paslanmaz vidalar  
Mekanik dayanım direnci IK08  
Nem ve toza karşı koruma sınıfı IP66  
Elektriksel güvenlik sınıfı Class I  
Direk ile birlikte ankraj takımı verilecektir  
Flanş üstü kaide kapama ayrı sipariş verilmelidir.

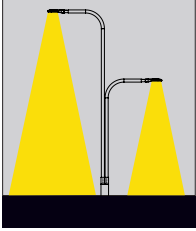




# Aries F

LGT.20.103

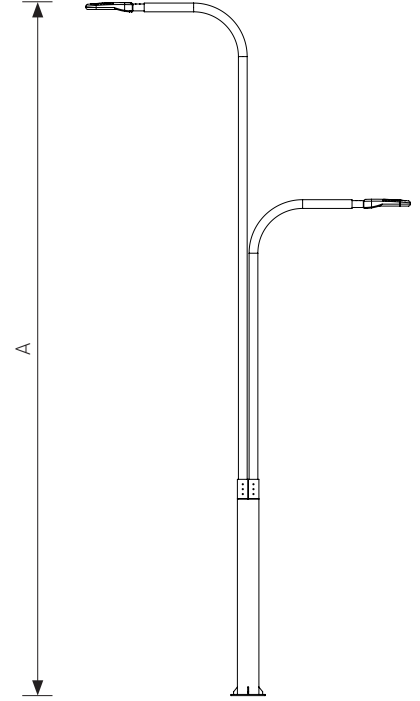
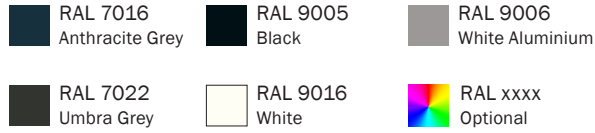
IP66 IK08 



## Led & Optics

Lumen : Up to 140 lm/w  
Kelvin : 3000K - 4000K - 6500K  
Input : 220-240(V) 50-60(Hz)  
Driver : On/Off

## Color Options




	A	Power	Light Color (cct.)
LGT.20.103.20	4000	2x55W	3000K - 4000K - 6500K
LGT.20.103.21	5000	2x64W	3000K - 4000K - 6500K
LGT.20.103.22	6000	2x72W	3000K - 4000K - 6500K
LGT.20.103.23	7000	2x84W	3000K - 4000K - 6500K
LGT.20.103.24	8000	2x112W	3000K - 4000K - 6500K
LGT.20.103.25	9000	2x144W	3000K - 4000K - 6500K

Corrosion resistant aluminum body  
Chromate conversion pretreatment  
Electrostatic powder coating  
Stainless steel screws (grade 304)  
Mechanical impact resistance IK08  
Protection Grade IP66  
Electrical installation Class I  
Poles are supplied with anchorage  
Flange cover can be ordered separately.

Korozyona dayanıklı alüminyum direk gövdesi  
Kromat kaplama  
Elektrostatik polyester boya  
304 kalite paslanmaz vidalar  
Mekanik dayanım direnci IK08  
Nem ve toza karşı koruma sınıfı IP66  
Elektriksel güvenlik sınıfı Class I  
Direk ile birlikte ankraj takımı verilecektir  
Flanş üstü kaide kapama ayrı sipariş verilmelidir.



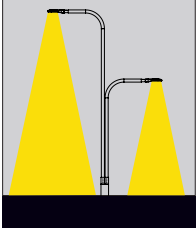




# Aries T

LGT.20.103

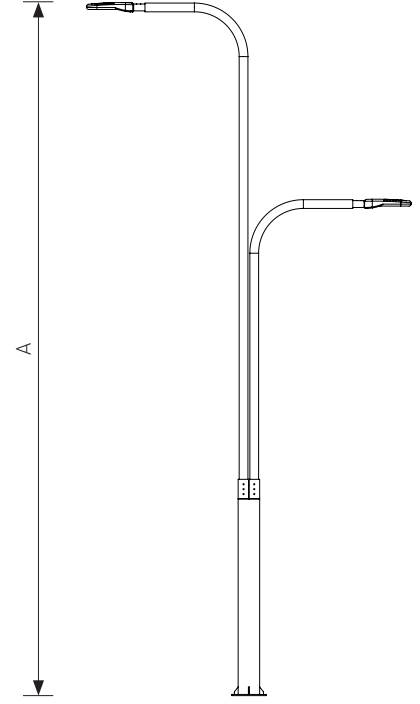
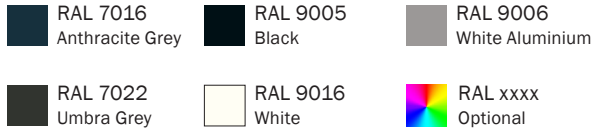
IP66 IK08 



## Led & Optics

Lumen : Up to 140 lm/w  
Kelvin : 3000K - 4000K - 6500K  
Input : 220-240(V) 50-60(Hz)  
Driver : On/Off

## Color Options



	A	Power	Light Color (cct.)
LGT.20.103.10	4000	2x55W	3000K - 4000K - 6500K
LGT.20.103.11	5000	2x64W	3000K - 4000K - 6500K
LGT.20.103.12	6000	2x72W	3000K - 4000K - 6500K
LGT.20.103.13	7000	2x84W	3000K - 4000K - 6500K
LGT.20.103.14	8000	2x112W	3000K - 4000K - 6500K
LGT.20.103.15	9000	2x144W	3000K - 4000K - 6500K

Corrosion resistant aluminum body  
Chromate conversion pretreatment  
Electrostatic powder coating  
Stainless steel screws (grade 304)  
Mechanical impact resistance IK08  
Protection Grade IP66  
Electrical installation Class I  
Poles are supplied with anchorage  
Flange cover can be ordered separately.

Korozyona dayanıklı alüminyum direk gövdesi  
Kromat kaplama  
Elektrostatik polyester boya  
304 kalite paslanmaz vidalar  
Mekanik dayanım direnci IK08  
Nem ve toza karşı koruma sınıfı IP66  
Elektriksel güvenlik sınıfı Class I  
Direk ile birlikte ankraj takımı verilecektir  
Flanş üstü kaide kapama ayrı sipariş verilmelidir.





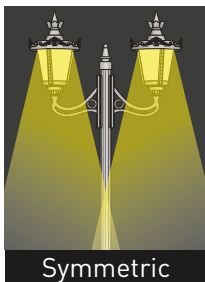
# Garden Lighting







# Pavonis

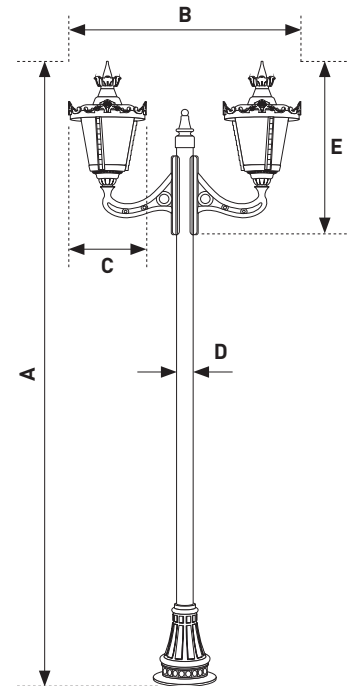
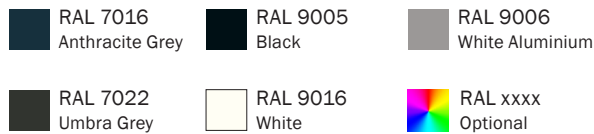


Symmetric

### Led & Optics

Lumen : Up to 130 lm/w  
 Kelvin : 3000K - 4000K - 6500K  
 Input : 220-240(V) 50-60(Hz)  
 Driver : On/Off

### Color Options



	A	B	C	D	Power
LGT.50.103.01	300	150	200	50	10 W
LGT.50.103.02	500	150	200	50	10 W
LGT.50.103.03	750	150	200	50	15 W
LGT.50.103.04	1000	150	200	50	15 W
LGT.50.103.05	1500	150	200	50	20 W
LGT.30.103.06	2000	150	200	50	20 W

- Corrosion resistant aluminium body
- Natural wood coating
- Very thin real teak tree
- Anchorage unit with galvanized
- Chromate conversion pretreatment
- Electrostatic powder coating
- Stainless steel screws (grade 304)
- Mechanical impact resistance IK08
- Protection Grade IP66
- Electrical installation Class I

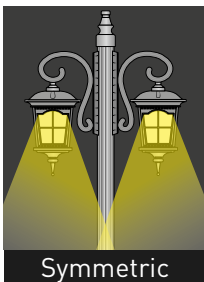
- Corrosion resistant aluminium body
- Natural wood coating
- Very thin real teak tree
- Anchorage unit with galvanized
- Chromate conversion pretreatment
- Electrostatic powder coating
- Stainless steel screws (grade 304)
- Mechanical impact resistance IK08
- Protection Grade IP66
- Electrical installation Class I







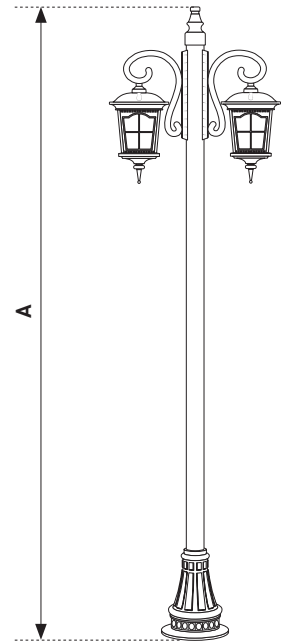
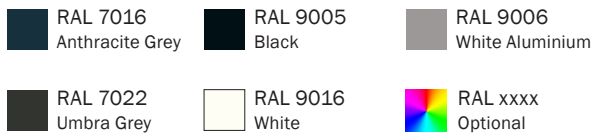
IP66 IK08  



### Led & Optics

Lumen : Up to 130 lm/w  
 Kelvin : 3000K - 4000K - 6500K  
 Input : 220-240(V) 50-60(Hz)  
 Driver : On/Off

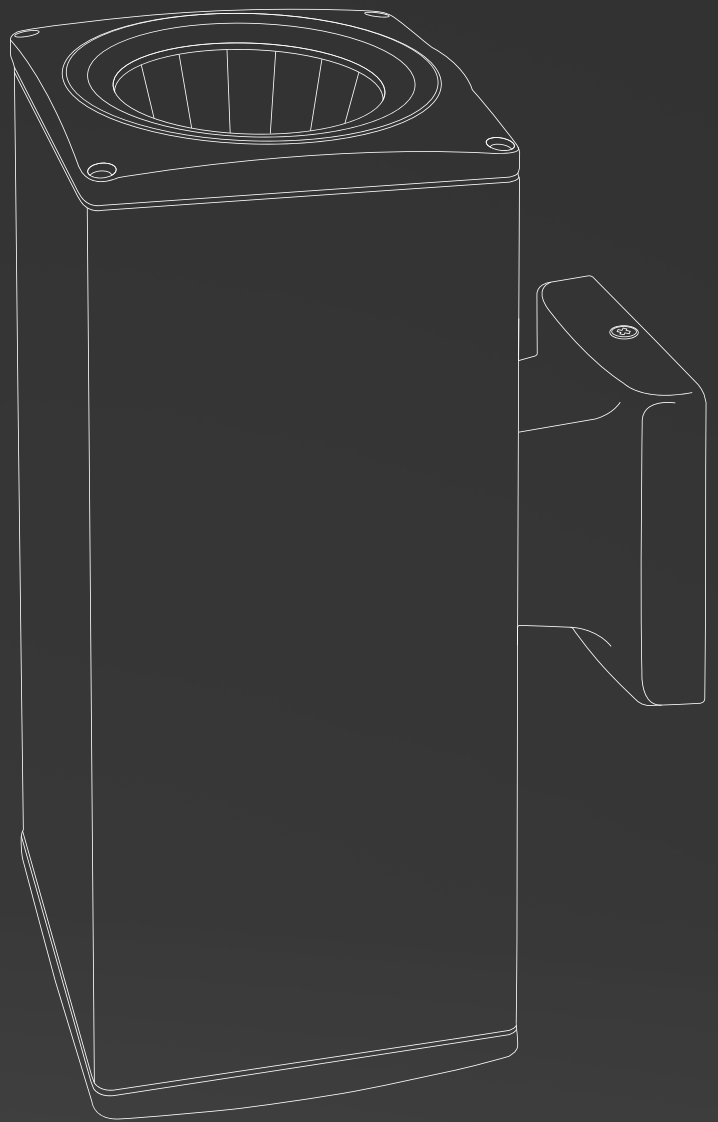
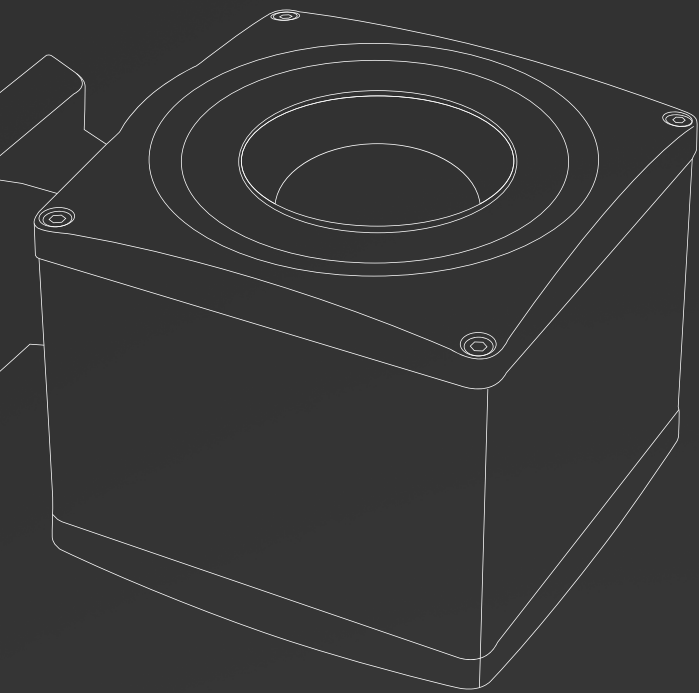
### Color Options



	A	B	C	D	Power
LGT.50.103.01	300	150	200	50	10 W
LGT.50.103.02	500	150	200	50	10 W
LGT.50.103.03	750	150	200	50	15 W
LGT.50.103.04	1000	150	200	50	15 W
LGT.50.103.05	1500	150	200	50	20 W
LGT.30.103.06	2000	150	200	50	20 W

Corrosion resistant aluminium body  
 Natural wood coating  
 Very thin real teak tree  
 Anchorage unit with galvanized  
 Chromate conversion pretreatment  
 Electrostatic powder coating  
 Stainless steel screws (grade 304)  
 Mechanical impact resistance IK08  
 Protection Grade IP66  
 Electrical installation Class I

Corrosion resistant aluminium body  
 Natural wood coating  
 Very thin real teak tree  
 Anchorage unit with galvanized  
 Chromate conversion pretreatment  
 Electrostatic powder coating  
 Stainless steel screws (grade 304)  
 Mechanical impact resistance IK08  
 Protection Grade IP66  
 Electrical installation Class I

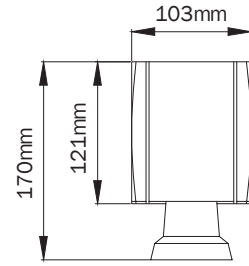
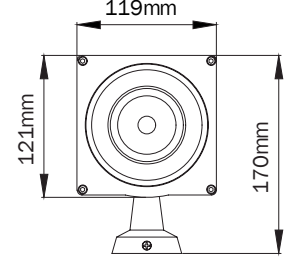
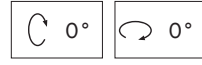
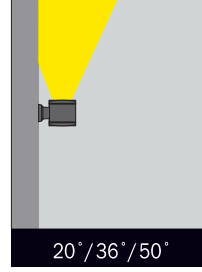


Wall Lights




# Merih M

LGT.40.103



<b>Code</b>	LGT.40.103.20
<b>System Power</b>	14W
	2700K 1650
	3000K 1680
<b>Lumen Output from Fixture CRI&gt;80</b>	3500K 1715
	4000K 1750
	5000K 1800
<b>Driving Current</b>	350mA
<b>Dali Dimming Option</b>	√
<b>1-10V Dimming Option</b>	√

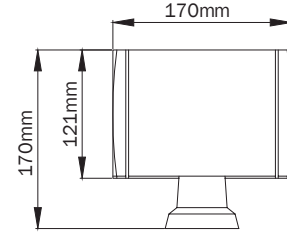
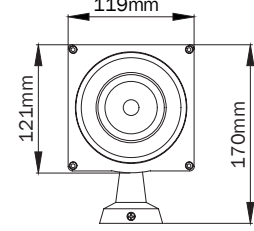
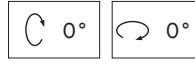
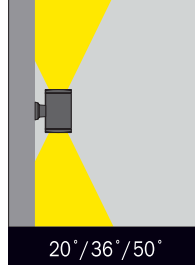


- Corrosion resistant die cast aluminium alloy.
- Installation with bracket on walls.
- Mains voltage: 220-240V / 50-60Hz.
- Spot, medium, wide and wide flood beam angles available.
- Convenient to be used with COB led.
- Led colour temperatures are optionally 2700K, 3000K, 3500K, 4000K and 5000K.
- Thermal shock resistant safety glass.
- Weatherproof and durable silicone rubber gasket.
- Ultraviolet stabilized polyester powder coat finish in white, black, dark gray and light gray finish.
- Luminaire can be installed in any burning position.
- Double layer polyester powder paint resistant to corrosion and salt spray fog.
- All external screws are stainless steel.
- High colour consistency: <3 SDCM
- Up to 125lm/W efficiency.


- Korozyona dayanıklı alüminyum gövde.
- Duvara braketli montaj sistemine sahiptir.
- 220-240V / 50-60Hz enerji girişi.
- Dar, orta, geniş ve çok geniş açı seçenekleri mevcuttur.
- COB Led ile kullanıma uygundur.
- 2700K, 3000K, 3500K, 4000K ve 5000K renk sıcaklığı seçenekleri mevcuttur.
- Termal şoka dayanıklı tamperli cam.
- Su geçirmezliği sağlayan silikon conta.
- Ultraviyole ışımaya dayanıklı beyaz, açık gri, antrasit gri ve siyah elektrostatik toz boyalı.
- Armatür aşağı veya yukarı bakacak şekilde istenildiği gibi monte edilebilir.
- Çift katmanlı polyester toz boya sayesinde korozyona ve tuza dayanıklı gövde.
- Tüm dış civatalar paslanmaz çelik.
- Yüksek LED renk uyumu: <3 SDCM
- 125lm/W'a kadar ulaşan verim.

# Merih MW

LGT.40.103



<b>Code</b>	LGT.40.103.30	
<b>System Power</b>	2x14W	
	2700K	2x1650
	3000K	2x1680
<b>Lumen Output from Fixture CRI&gt;80</b>	3500K	2x1715
	4000K	2x1750
	5000K	2x1800
<b>Driving Current</b>	350mA	
<b>Dali Dimming Option</b>	√	
<b>1-10V Dimming Option</b>	√	



- Corrosion resistant die cast aluminium alloy.
- Installation with bracket on walls.
- Mains voltage: 220-240V / 50-60Hz.
- Spot, medium, wide and wide flood beam angles available.
- Convenient to be used with COB led.
- Led colour temperatures are optionally 2700K, 3000K, 3500K, 4000K and 5000K.
- Thermal shock resistant safety glass.
- Weatherproof and durable silicone rubber gasket.
- Ultraviolet stabilized polyester powder coat finish in white, black, dark gray and light gray finish.
- Double layer polyester powder paint resistant to corrosion and salt spray fog.
- All external screws are stainless steel.
- High colour consistency: <3 SDCM
- Up to 125lm/W efficiency.

- Korozyona dayanıklı alüminyum gövde.
- Duvara braketli montaj sistemine sahiptir.
- 220-240V / 50-60Hz enerji girişi.
- Dar, orta, geniş ve çok geniş açı seçenekleri mevcuttur.
- COB Led ile kullanıma uygundur.
- 2700K, 3000K, 3500K, 4000K ve 5000K renk sıcaklığı seçenekleri mevcuttur.
- Termal şoka dayanıklı tamperli cam.
- Su geçirmezliği sağlayan silikon conta.
- Ultraviyole ışımaya dayanıklı beyaz, açık gri, antrasit gri ve siyah elektrostatik toz boyalı.
- Çift katmanlı polyester toz boya sayesinde korozyona ve tuza dayanıklı gövde.
- Tüm dış civatalar paslanmaz çelik.
- Yüksek LED renk uyumu: <3 SDCM
- 125lm/W'a kadar ulaşan verim.




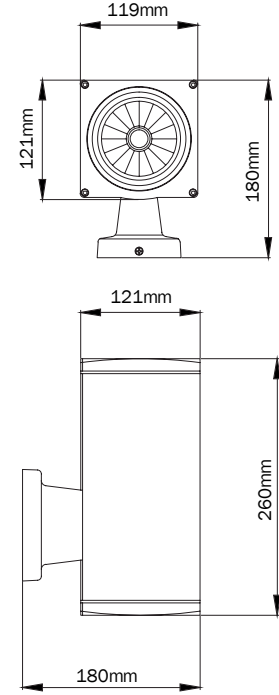
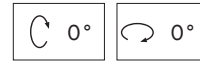
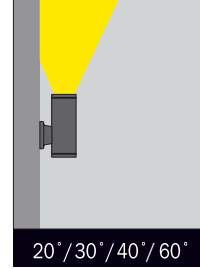
# Merih L

LGT.40.103



<b>Code</b>	LGT.40.103.01
<b>System Power</b>	28W
	2700K 3765
	3000K 3840
<b>Lumen Output from Fixture CRI&gt;80</b>	3500K 3920
	4000K 4000
	5000K 4120
<b>Driving Current</b>	700mA
<b>Dali Dimming Option</b>	✓
<b>1-10V Dimming Option</b>	✓


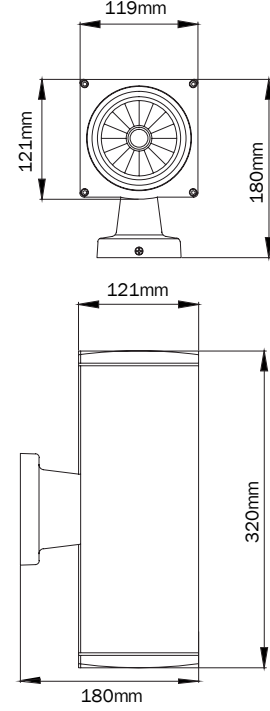
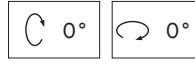
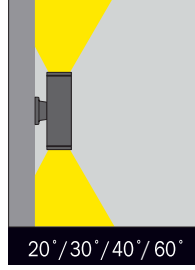
- Corrosion resistant die cast aluminium alloy.
- Installation with bracket on walls.
- Mains voltage: 220-240V / 50-60Hz.
- Spot, medium, wide and wide flood beam angles available.
- Convenient to be used with COB led.
- Led colour temperatures are optionally 2700K, 3000K, 3500K, 4000K and 5000K.
- Thermal shock resistant safety glass.
- Weatherproof and durable silicone rubber gasket.
- Ultraviolet stabilized polyester powder coat finish in white, black, dark gray and light gray finish.
- Luminaire can be installed in any burning position.
- Double layer polyester powder paint resistant to corrosion and salt spray fog.
- All external screws are stainless steel.
- High colour consistency: <3 SDCM
- Up to 143lm/W efficiency.



- Korozyona dayanıklı alüminyum gövde.
- Duvara braketli montaj sistemine sahiptir.
- 220-240V / 50-60Hz enerji girişi.
- Dar, orta, geniş ve çok geniş açı seçenekleri mevcuttur.
- COB Led ile kullanıma uygundur.
- 2700K, 3000K, 3500K, 4000K ve 5000K renk sıcaklığı seçenekleri mevcuttur.
- Termal şoka dayanıklı tamperli cam.
- Su geçirmezliği sağlayan silikon conta.
- Ultraviyole ışımaya dayanıklı beyaz, açık gri, antrasit gri ve siyah elektrostatik toz boyalı.
- Armatür aşağı veya yukarı bakacak şekilde istenildiği gibi monte edilebilir.
- Çift katmanlı polyester toz boya sayesinde korozyona ve tuza dayanıklı gövde.
- Tüm dış civatalar paslanmaz çelik.
- Yüksek LED renk uyumu: <3 SDCM
- 143lm/W'a kadar ulaşan verim.

# Merih LW

LGT.40.103



<b>Code</b>	LGT.40.103.10
<b>System Power</b>	2x28W
	2700K 2x3765
	3000K 2x3840
<b>Lumen Output from Fixture CRI&gt;80</b>	3500K 2x3920
	4000K 2x4000
	5000K 2x4120
<b>Driving Current</b>	700mA
<b>Dali Dimming Option</b>	√
<b>1-10V Dimming Option</b>	√

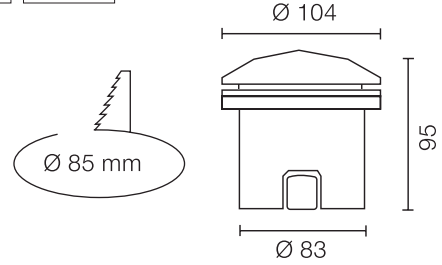
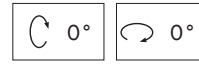
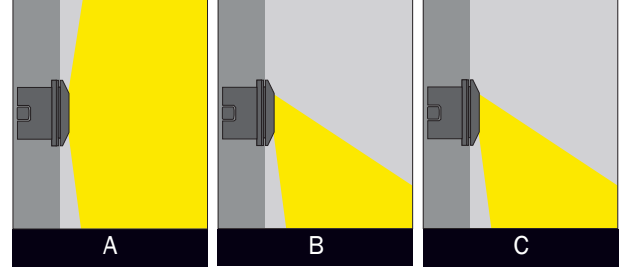

- Corrosion resistant die cast aluminium alloy.
- Installation with bracket on walls.
- Mains voltage: 220-240V / 50-60Hz.
- Spot, medium, wide and wide flood beam angles available.
- Convenient to be used with COB led.
- Led colour temperatures are optionally 2700K, 3000K, 3500K, 4000K and 5000K.
- Thermal shock resistant safety glass.
- Weatherproof and durable silicone rubber gasket.
- Ultraviolet stabilized polyester powder coat finish in white, black, dark gray and light gray finish.
- Double layer polyester powder paint resistant to corrosion and salt spray fog.
- All external screws are stainless steel.
- High colour consistency: <3 SDCM
- Up to 143lm/W efficiency.

- Korozyona dayanıklı alüminyum gövde.
- Duvara braketli montaj sistemine sahiptir.
- 220-240V / 50-60Hz enerji giriřli.
- Dar, orta, geniş ve çok geniş açi seçenekleri mevcuttur.
- COB Led ile kullanıma uygundur.
- 2700K, 3000K, 3500K, 4000K ve 5000K renk sıcaklıęı seçenekleri mevcuttur.
- Termal řoka dayanıklı tamperli cam.
- Su geçirmezlięi saęlayan silikon conta.
- Ultraviyole ışımaya dayanıklı beyaz, açık gri, antrasit gri ve siyah elektrostatik toz boyalı.
- Çift katmanlı polyester toz boya sayesinde korozyona ve tuza dayanıklı gövde.
- Tüm dış civatalar paslanmaz çelik.
- Yüksek LED renk uyumu: <3 SDCM
- 143lm/W'a kadar ulaşan verim.



# Nova

LGT.40.104



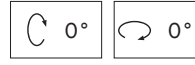
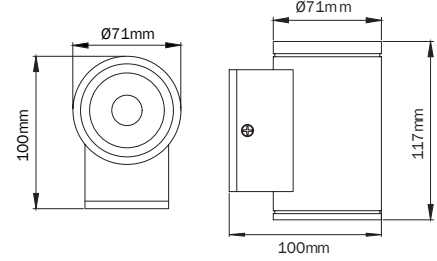
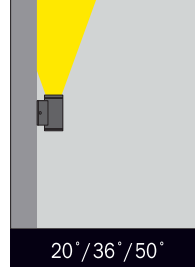
Code	LGT.40.104.01	LGT.40.104.02	LGT.40.104.03
<b>System Power</b>	4W	4W	4W
	2700K	497	474
	3000K	507	484
<b>Lumen Output from Fixture CRI&gt;80</b>	3500K	517	494
	4000K	528	504
	6000K	539	514

- Round luminaire for outdoor installation on wall.
- Installation: Luminaire is supplied with plastic outer installation box for easy mounting.
- The body is protected by a special antioxidizing treatment for a higher resistance against aggressive agents. Salt spray test being applied to ensure stability of finishing.-- The heat generated by the light source is dissipated by means of a passive cooling system.
- The luminaire is equipped with a piece of cable for mains to provide easy-to-make connection.
- Corrosion resistant die cast aluminium alloy.
- Weatherproof and durable silicone rubber gasket.
- Ultraviolet stabilized polyester powder coat in black, dark gray, light gray and white finish.
- Convenient to be used with SMD led.
- Double layer polyester powder paint resistant to corrosion and salt spray fog.
- High colour consistency: <3 SDCM


- Yuvarlak forma sahip duvara monte armatür serisi.
- Montaj: Kolay montaj için armatür plastik dış alçı kasaya sahiptir.
- Gövde boyası oksitlenmeye karşı özel korumalıdır. Armatürler tuz testi ile oksitlenmeye karşı koruma tip testine tabi tutulmaktadır.
- Pasif soğutucu sistemine sahiptir.
- Armatür 220V enerji girişi kablosu üzerinde verilmektedir. Enerji bağlantısı için armatürü açmaya gerek yoktur.
- Korozyona dayanıklı alüminyum gövde.
- Su geçirmezliği sağlayan plastik conta.
- Ultraviyole ışımaya dayanıklı antrasit gri, açık gri, beyaz ve siyah elektrostatik toz boyalı.
- SMD Led teknolojisine uyumlu.
- Çift katmanlı polyester toz boya sayesinde korozyona ve tuza dayanıklı gövde.
- Yüksek LED renk uyumu: <3 SDCM

# Venus S

LGT.40.102



<b>Code</b>	LGT.40.102.40
<b>System Power</b>	14W
	2700K 1650
	3000K 1680
<b>Lumen Output from Fixture CRI&gt;80</b>	3500K 1715
	4000K 1750
	5000K 1800
<b>Driving Current</b>	350mA
<b>Dali Dimming Option</b>	√
<b>1-10V Dimming Option</b>	√

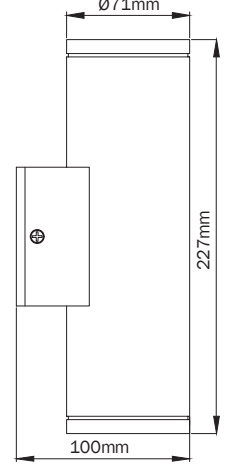
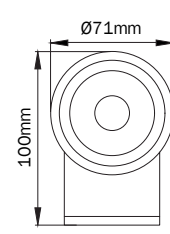
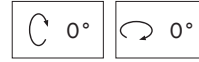
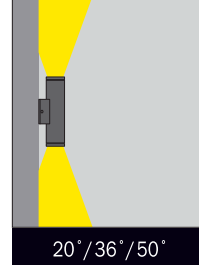


- Corrosion resistant die cast aluminium alloy.
- Installation with bracket on walls.
- Mains voltage: 220-240V / 50-60Hz.
- Spot, medium, wide and wide flood beam angles available.
- Convenient to be used with COB led.
- Led colour temperatures are optionally 2700K, 3000K, 3500K, 4000K and 5000K.
- Thermal shock resistant safety glass.
- Weatherproof and durable silicone rubber gasket.
- Ultraviolet stabilized polyester powder coat finish in white, black, dark gray and light gray finish.
- Luminaire can be installed in any burning position.
- Double layer polyester powder paint resistant to corrosion and salt spray fog.
- All external screws are stainless steel.
- High colour consistency: <3 SDCM
- Up to 125lm/W efficiency.



- Korozyona dayanıklı alüminyum gövde.
- Duvara braketli montaj sistemine sahiptir.
- 220-240V / 50-60Hz enerji giriřli.
- Dar, orta, geniş ve çok geniş açı seçenekleri mevcuttur.
- COB Led ile kullanıma uygundur.
- 2700K, 3000K, 3500K, 4000K ve 5000K renk sıcaklığı seçenekleri mevcuttur.
- Termal şoka dayanıklı tamperli cam.
- Su geçirmezliği sağlayan silikon conta.
- Ultraviyole ışımaya dayanıklı beyaz, açık gri, antrasit gri ve siyah elektrostatik toz boyalı.
- Armatür aşağı veya yukarı bakacak şekilde istenildiği gibi monte edilebilir.
- Çift katmanlı polyester toz boya sayesinde korozyona ve tuza dayanıklı gövde.
- Tüm dış civatalar paslanmaz çelik.
- Yüksek LED renk uyumu: <3 SDCM
- 125lm/W'a kadar ulaşan verim.

# Venus SW

LGT.40.102



<b>Code</b>	LGT.40.102.50
<b>System Power</b>	2x14W
	2700K 2x1650
	3000K 2x1680
<b>Lumen Output from Fixture CRI&gt;80</b>	3500K 2x1715
	4000K 2x1750
	5000K 2x1800
<b>Driving Current</b>	350mA
<b>Dali Dimming Option</b>	√
<b>1-10V Dimming Option</b>	√



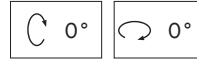
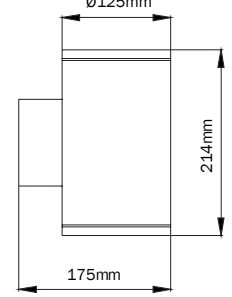
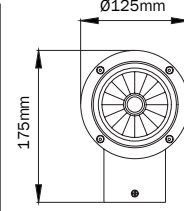
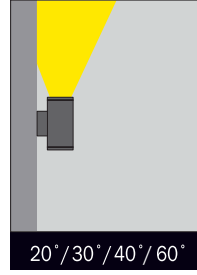
- Corrosion resistant die cast aluminium alloy.
- Installation with bracket on walls.
- Mains voltage: 220-240V / 50-60Hz.
- Spot, medium, wide and wide flood beam angles available.
- Convenient to be used with COB led.
- Led colour temperatures are optionally 2700K, 3000K, 3500K, 4000K and 5000K.
- Thermal shock resistant safety glass.
- Weatherproof and durable silicone rubber gasket.
- Ultraviolet stabilized polyester powder coat finish in white, black, dark gray and light gray finish.
- Double layer polyester powder paint resistant to corrosion and salt spray fog.
- All external screws are stainless steel.
- High colour consistency: <3 SDCM
- Up to 125lm/W efficiency.

- Korozyona dayanıklı alüminyum gövde.
- Duvara braketli montaj sistemine sahiptir.
- 220-240V / 50-60Hz enerji girişi.
- Dar, orta, geniş ve çok geniş açı seçenekleri mevcuttur.
- COB Led ile kullanıma uygundur.
- 2700K, 3000K, 3500K, 4000K ve 5000K renk sıcaklığı seçenekleri mevcuttur.
- Termal şoka dayanıklı tamperli cam.
- Su geçirmezliği sağlayan silikon conta.
- Ultraviyole ışımaya dayanıklı beyaz, açık gri, antrasit gri ve siyah elektrostatik toz boyalı.
- Çift katmanlı polyester toz boya sayesinde korozyona ve tuza dayanıklı gövde.
- Tüm dış civatalar paslanmaz çelik.
- Yüksek LED renk uyumu: <3 SDCM
- 125lm/W'a kadar ulaşan verim.




# Venus M

LGT.40.102



<b>Code</b>	LGT.40.102.20
<b>System Power</b>	28W
	2700K 3765
	3000K 3840
<b>Lumen Output from Fixture CRI&gt;80</b>	3500K 3920
	4000K 4000
	5000K 4120
<b>Driving Current</b>	700mA
<b>Dali Dimming Option</b>	√
<b>1-10V Dimming Option</b>	√

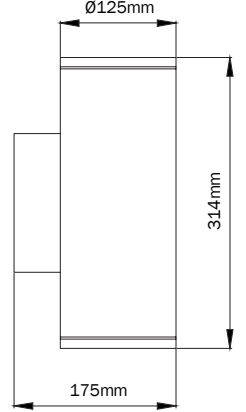
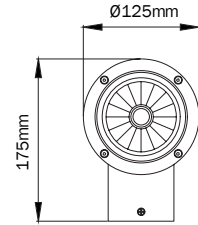
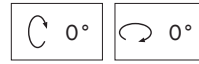
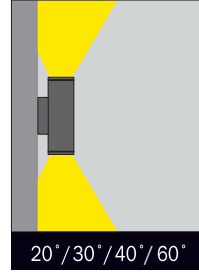


- Corrosion resistant die cast aluminium alloy.
- Installation with bracket on walls.
- Mains voltage: 220-240V / 50-60Hz.
- Spot, medium, wide and wide flood beam angles available.
- Convenient to be used with COB led.
- Led colour temperatures are optionally 2700K, 3000K, 3500K, 4000K and 5000K.
- Thermal shock resistant safety glass.
- Weatherproof and durable silicone rubber gasket.
- Ultraviolet stabilized polyester powder coat finish in white, black, dark gray and light gray finish.
- Luminaire can be installed in any burning position.
- Double layer polyester powder paint resistant to corrosion and salt spray fog.
- All external screws are stainless steel.
- High colour consistency: <3 SDCM
- Up to 143lm/W efficiency.


- Korozyona dayanıklı alüminyum gövde.
- Duvara braketli montaj sistemine sahiptir.
- 220-240V / 50-60Hz enerji giriřli.
- Dar, orta, geniş ve çok geniş açi seçenekleri mevcuttur.
- COB Led ile kullanıma uygundur.
- 2700K, 3000K, 3500K, 4000K ve 5000K renk sıcaklıęı seçenekleri mevcuttur.
- Termal řoka dayanıklı tamperli cam.
- Su geçirmezlięi saęlayan silikon conta.
- Ultraviyole ışımaya dayanıklı beyaz, açık gri, antrasit gri ve siyah elektrostatik toz boyalı.
- Armatür ařaęı veya yukarı bakacak řekilde istenildięi gibi monte edilebilir.
- Çift katmanlı polyester toz boya sayesinde korozyona ve tuza dayanıklı gövde.
- Tüm dıř civatalar paslanmaz çelik.
- Yüksek LED renk uyumu: <3 SDCM
- 143lm/W'a kadar ulaşan verim.

# Venus MW

LGT.40.102



<b>Code</b>	LGT.40.102.30	
<b>System Power</b>	2x28W	
	2700K	2x3765
	3000K	2x3840
<b>Lumen Output from Fixture CRI&gt;80</b>	3500K	2x3920
	4000K	2x4000
	5000K	2x4120
<b>Driving Current</b>	700mA	
<b>Dali Dimming Option</b>	√	
<b>1-10V Dimming Option</b>	√	

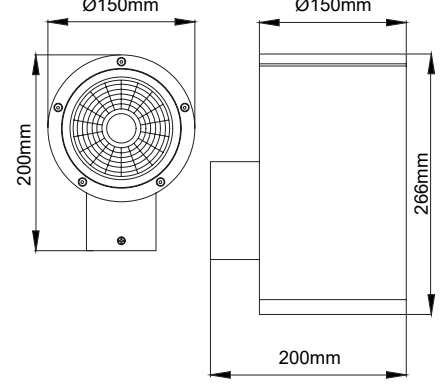
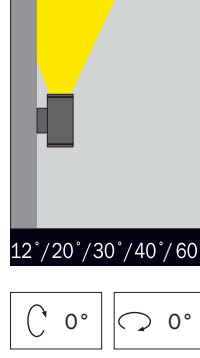


- Corrosion resistant die cast aluminium alloy.
- Installation with bracket on walls.
- Mains voltage: 220-240V / 50-60Hz.
- Spot, medium, wide and wide flood beam angles available.
- Convenient to be used with COB led.
- Led colour temperatures are optionally 2700K, 3000K, 3500K, 4000K and 5000K.
- Thermal shock resistant safety glass.
- Weatherproof and durable silicone rubber gasket.
- Ultraviolet stabilized polyester powder coat finish in white, black, dark gray and light gray finish.
- Double layer polyester powder paint resistant to corrosion and salt spray fog.
- All external screws are stainless steel.
- High colour consistency: <3 SDCM
- Up to 143lm/W efficiency.


- Korozyona dayanıklı alüminyum gövde.
- Duvara braketli montaj sistemine sahiptir.
- 220-240V / 50-60Hz enerji girişi.
- Dar, orta, geniş ve çok geniş açı seçenekleri mevcuttur.
- COB Led ile kullanıma uygundur.
- 2700K, 3000K, 3500K, 4000K ve 5000K renk sıcaklığı seçenekleri mevcuttur.
- Termal şoka dayanıklı tamperli cam.
- Su geçirmezliği sağlayan silikon conta.
- Ultraviyole ışımaya dayanıklı beyaz, açık gri, antrasit gri ve siyah elektrostatik toz boyalı.
- Çift katmanlı polyester toz boya sayesinde korozyona ve tuza dayanıklı gövde.
- Tüm dış civatalar paslanmaz çelik.
- Yüksek LED renk uyumu: <3 SDCM
- 143lm/W'a kadar ulaşan verim.

# Venus L

LGT.40.102



<b>Code</b>	LGT.40.102.01	
<b>System Power</b>	40W	
	2700K	5230
	3000K	5335
<b>Lumen Output from Fixture CRI&gt;80</b>	3500K	5445
	4000K	5556
	5000K	5720
<b>Driving Current</b>	1050mA	
<b>Dali Dimming Option</b>	✓	
<b>1-10V Dimming Option</b>	✓	



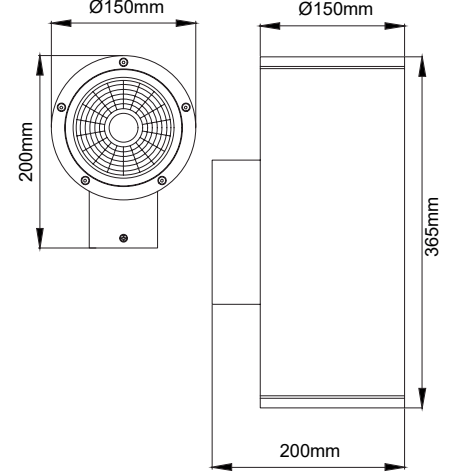
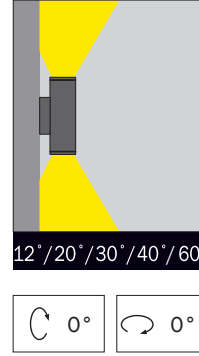
- Corrosion resistant die cast aluminium alloy.
- Installation with bracket on walls.
- Mains voltage: 220-240V / 50-60Hz.
- Spot, medium, medium flood, wide and wide flood beam angles available.
- Convenient to be used with COB led.
- Led colour temperatures are optionally 2700K, 3000K, 3500K, 4000K and 5000K.
- Thermal shock resistant safety glass.
- Weatherproof and durable silicone rubber gasket.
- Ultraviolet stabilized polyester powder coat finish in white, black, dark gray and light gray finish.
- Luminaire can be installed in any burning position.
- Double layer polyester powder paint resistant to corrosion and salt spray fog.
- All external screws are stainless steel.
- High colour consistency: <3 SDCM
- Up to 139lm/W efficiency.

- Korozyona dayanıklı alüminyum gövde.
- Duvara braketli montaj sistemine sahiptir.
- 220-240V / 50-60Hz enerji giriřli.
- Dar, orta, orta geniř, geniř ve çok geniř açi seçenekleri mevcuttur.
- COB Led ile kullanıma uygundur.
- 2700K, 3000K, 3500K, 4000K ve 5000K renk sıcaklıęı seçenekleri mevcuttur.
- Termal řoka dayanıklı tamperli cam.
- Su geçirmezlięi saęlayan silikon conta.
- Ultraviyole ışımaya dayanıklı beyaz, açık gri, antrasit gri ve siyah elektrostatik toz boyalı.
- Armatür ařaęı veya yukarı bakacak řekilde istenildięi gibi monte edilebilir.
- Çift katmanlı polyester toz boya sayesinde korozyona ve tuza dayanıklı gövde.
- Tüm dıř civatalar paslanmaz çelik.
- Yüksek LED renk uyumu: <3 SDCM
- 139lm/W'a kadar ulaşan verim.




# Venus LW

LGT.40.102




<b>Code</b>	LGT.40.102.10
<b>System Power</b>	2x40W
	2700K 2x5230
	3000K 2x5335
<b>Lumen Output from Fixture CRI&gt;80</b>	3500K 2x5445
	4000K 2x5556
	5000K 2x5720
<b>Driving Current</b>	1050mA
<b>Dali Dimming Option</b>	√
<b>1-10V Dimming Option</b>	√



- Corrosion resistant die cast aluminium alloy.
- Installation with bracket on walls.
- Mains voltage: 220-240V / 50-60Hz.
- Spot, medium, medium flood, wide and wide flood beam angles available.
- Convenient to be used with COB led.
- Led colour temperatures are optionally 2700K, 3000K, 3500K, 4000K and 5000K.
- Thermal shock resistant safety glass.
- Weatherproof and durable silicone rubber gasket.
- Ultraviolet stabilized polyester powder coat finish in white, black, dark gray and light gray finish.
- Double layer polyester powder paint resistant to corrosion and salt spray fog.
- All external screws are stainless steel.
- High colour consistency: <3 SDCM
- Up to 139lm/W efficiency.

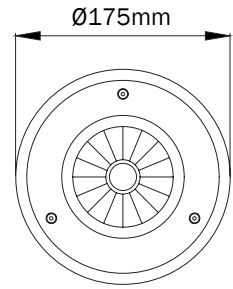
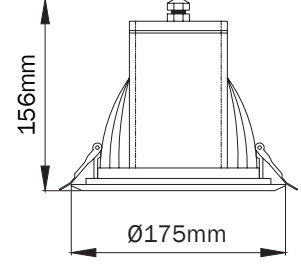
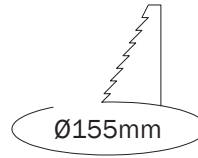
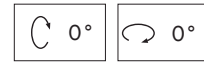
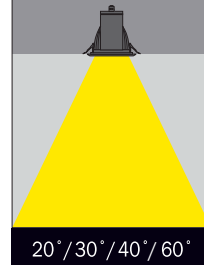
- Korozyona dayanıklı alüminyum gövde.
- Duvara braketli montaj sistemine sahiptir.
- 220-240V / 50-60Hz enerji girişli.
- Dar, orta, orta geniş, geniş ve çok geniş açı seçenekleri mevcuttur.
- COB Led ile kullanıma uygundur.
- 2700K, 3000K, 3500K, 4000K ve 5000K renk sıcaklığı seçenekleri mevcuttur.
- Termal şoka dayanıklı tamperli cam.
- Su geçirmezliği sağlayan silikon conta.
- Ultraviyole ışımaya dayanıklı beyaz, açık gri, antrasit gri ve siyah elektrostatik toz boyalı.
- Çift katmanlı polyester toz boya sayesinde korozyona ve tuza dayanıklı gövde.
- Tüm dış civatalar paslanmaz çelik.
- Yüksek LED renk uyumu: <3 SDCM
- 139lm/W'a kadar ulaşan verim.



# Ceiling Mounted Luminaires

# Altair

LGT.140.104



<b>Code</b>	LGT.140.104.01
<b>System Power</b>	28W
	2700K 3767
	3000K 3844
<b>Lumen Output from Fixture</b>	3500K 3922
	4000K 4002
	5000K 4122
<b>Driving Current</b>	720mA
<b>Dali Dimming Option</b>	✓
<b>1-10V Dimming Option</b>	✓



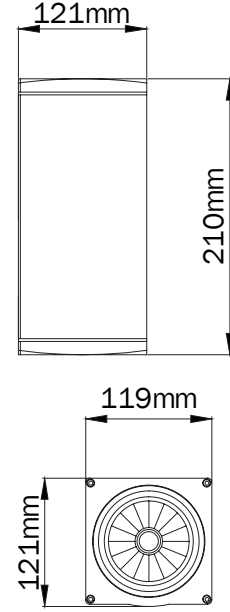
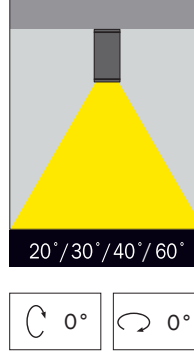
- Corrosion resistant die cast aluminium alloy.
- Front frame 316 degree stainless steel.
- Installation with ceiling clipses.
- Mains voltage: 220-240V / 50-60Hz.
- Spot, medium, wide and wide flood beam angles available.
- Convenient to be used with COB led.
- Thermal shock resistant safety glass.
- Weatherproof and durable silicone rubber gasket.
- Ultraviolet stabilized polyester powder coat finish in white, black, dark gray and light gray finish.
- Double layer polyester powder paint resistant to corrosion and salt spray fog.
- All external screws are stainless steel.
- High colour consistency: <3 SDCM
- Up to 143lm/W efficiency

- Korozyona dayanıklı alüminyum gövde.
- Ön çerçeve 316 kalitesinde paslanmaz çelik.
- Tavana yay sistemi ile montaj edilmektedir.
- 220-240V / 50-60Hz enerji girişi.
- Dar, orta, geniş ve çok geniş aç seçenekleri mevcuttur.
- COB Led ile kullanıma uygundur.
- Termal şoka dayanıklı tamperli cam.
- Su geçirmezliği sağlayan silikon conta.
- Ultraviyole ışımaya dayanıklı beyaz, açık gri, antrasit gri ve siyah elektrostatik toz boyalı.
- Çift katmanlı polyester toz boya sayesinde korozyona ve tuza dayanıklı gövde.
- Tüm dış civatalar paslanmaz çelik.
- Yüksek LED renk uyumu: <3 SDCM
- 143lm/W'a kadar ulaşan verim.



# Merih

LGT.140.101



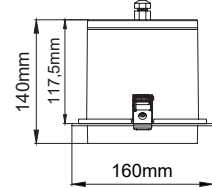
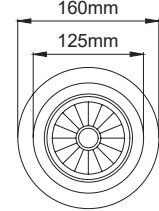
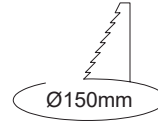
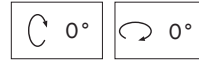
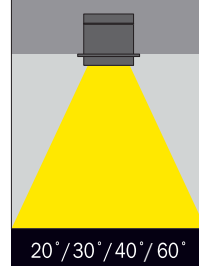

<b>Code</b>	LGT.140.101.01	
<b>System Power</b>	28W	
	2700K	3668
	3000K	3744
<b>Lumen Output from Fixture</b>	3500K	3820
	4000K	3898
	5000K	4015
<b>Driving Current</b>	700mA	
<b>Dali Dimming Option</b>	√	
<b>1-10V Dimming Option</b>	√	

- Corrosion resistant die cast aluminium alloy.
- Installation with special base on ceiling.
- Mains voltage: 220-240V / 50-60Hz.
- Spot, medium, wide and wide flood beam angles available.
- Convenient to be used with COB led.
- Thermal shock resistant safety glass.
- Weatherproof and durable silicone rubber gasket.
- Ultraviolet stabilized polyester powder coat finish in white, black, dark gray and light gray finish.
- Double layer polyester powder paint resistant to corrosion and salt spray fog.
- All external screws are stainless steel.
- High colour consistency: <3 SDCM
- Up to 139lm/W efficiency.


- Korozyona dayanıklı alüminyum gövde.
- Tavana özel tabla sistemi ile montaj edilmektedir.
- 220-240V / 50-60Hz enerji girişi.
- Dar, orta, geniş ve çok geniş açı seçenekleri mevcuttur.
- COB Led ile kullanıma uygundur.
- Termal şoka dayanıklı tamperli cam.
- Su geçirmezliği sağlayan silikon conta.
- Ultraviyole ışımaya dayanıklı beyaz, açık gri, antrasit gri ve siyah elektrostatik toz boyalı.
- Çift katmanlı polyester toz boya sayesinde korozyona ve tuza dayanıklı gövde.
- Tüm dış civatalar paslanmaz çelik.
- Yüksek LED renk uyumu: <3 SDCM
- 139lm/W'a kadar ulaşan verim.

# Mirach L

LGT.140.103



<b>Code</b>	LGT.140.103.10	
<b>System Power</b>	28W	
	2700K	3767
	3000K	3844
<b>Lumen Output from Fixture</b>	3500K	3922
	4000K	4002
	5000K	4122
<b>Driving Current</b>	700mA	
<b>Dali Dimming Option</b>	✓	
<b>1-10V Dimming Option</b>	✓	

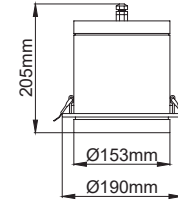
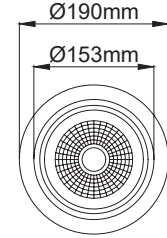
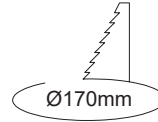
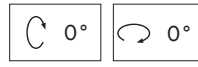
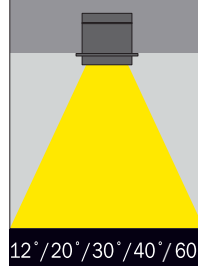


- Corrosion resistant die cast aluminium alloy.
- Installation with ceiling clips.
- Mains voltage: 220-240V / 50-60Hz.
- Spot, medium, medium flood, wide and wide flood beam angles available.
- Convenient to be used with COB led.
- Thermal shock resistant safety glass.
- Weatherproof and durable silicone rubber gasket.
- Ultraviolet stabilized polyester powder coat finish in white, black, dark gray and light gray finish.
- Double layer polyester powder paint resistant to corrosion and salt spray fog.
- All external screws are stainless steel.
- High colour consistency: <3 SDCM
- Up to 146lm/W efficiency.

- Korozyona dayanıklı alüminyum gövde.
- Tavana yay sistemi ile montaj edilmektedir.
- 220-240V / 50-60Hz enerji girişi.
- Dar, orta, orta geniş, geniş ve çok geniş açı seçenekleri mevcuttur.
- COB Led ile kullanıma uygundur.
- Termal şoka dayanıklı tamperli cam.
- Su geçirmezliği sağlayan silikon conta.
- Ultraviyole ışımaya dayanıklı beyaz, açık gri, antrasit gri ve siyah elektrostatik toz boyalı.
- Çift katmanlı polyester toz boya sayesinde korozyona ve tuza dayanıklı gövde.
- Tüm dış civatalar paslanmaz çelik.
- Yüksek LED renk uyumu: <3 SDCM
- 146lm/W'a kadar ulaşan verim.

# Mirach X

LGT.140.103



**Code** LGT.140.103.01

**System Power** 35W

2700K 4805

3000K 4905

**Lumen Output from Fixture** 3500K 5005


4000K 5107

5000K 5260

**Driving Current** 900mA

**Dali Dimming Option** ✓

**1-10V Dimming Option** ✓



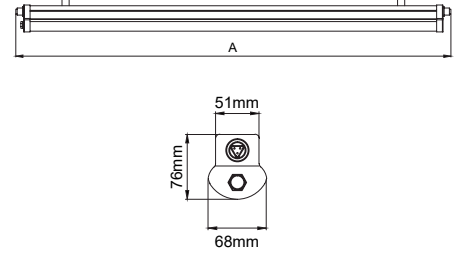

- Corrosion resistant die cast aluminium alloy.
- Installation with ceiling clips.
- Mains voltage: 220-240V / 50-60Hz.
- Spot, medium, medium flood, wide and wide flood beam angles available.
- Convenient to be used with COB led.
- Thermal shock resistant safety glass.
- Weatherproof and durable silicone rubber gasket.
- Ultraviolet stabilized polyester powder coat finish in white, black, dark gray and light gray finish.
- Double layer polyester powder paint resistant to corrosion and salt spray fog.
- All external screws are stainless steel.
- High colour consistency: <3 SDCM
- Up to 146lm/W efficiency.

- Korozyona dayanıklı alüminyum gövde.
- Tavana yay sistemi ile montaj edilmektedir.
- 220-240V / 50-60Hz enerji giriřli.
- Dar, orta, orta geniş, geniş ve çok geniş açđ seçenekleri mevcuttur.
- COB Led ile kullanıma uygundur.
- Termal řoka dayanıklı tamperli cam.
- Su geçirmezliđi sađlayan silikon conta.
- Ultraviyole ışımaya dayanıklı beyaz, açık gri, antrasit gri ve siyah elektrostatik toz boyalı.
- Çift katmanlı polyester toz boya sayesinde korozyona ve tuza dayanıklı gövde.
- Tüm dış civatalar paslanmaz çelik.
- Yüksek LED renk uyumu: <3 SDCM
- 146lm/W'a kadar ulaşan verim.



# Polaris I

LGT.140.102



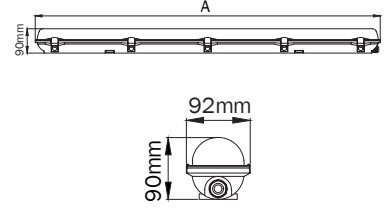
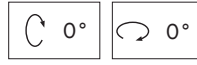

Code	LGT.140.102.01	LGT.140.102.02	LGT.140.102.03	LGT.140.102.04
<b>System Power</b>	20W	40W	25W	50W
<b>Lumen Output from Fixture</b>	2700K	2369	4700	2984
	3000K	2417	4796	3045
	3500K	2465	4894	3106
	4000K	2517	4994	3170
	6000K	2592	5144	3265
<b>Length (A)</b>	1224mm	1224mm	1524mm	1524mm
<b>Mains Switch Dim Option</b>	√	√	√	√
<b>1-10V Dimming Option</b>	√	√	√	√
<b>Dali Dimming Option</b>	√	√	√	√

- Polycarbonate PMMA body.
- Mains voltage: 220-240V / 50-60Hz.
- Clever thermal design.
- 1-10V, DALI and switch dimming options available upon request.
- Opal diffuser.
- Emergency kit system can be integrated.
- Easy mounting by practical metal clips.
- Led colour temperatures are optionally 2700K, 3000K, 3500K, 4000K and 5000K.
- Weatherproof and durable silicone rubber gasket.
- High colour consistency: <3 SDCM
- Up to 126lm/W efficiency.

- Polikarbonat PMMA gövde.
- 220-240V / 50-60Hz enerji giriřli.
- Akıllı sođutma tasarımı.
- 1-10V, DALI ve switch dim seęenekleri bulunmaktadır.
- Opal difüzör.
- Acil aydınlatma kit sistemi uygulanabilir.
- Metal klipsler sayesinde kolay montaj edilebilir.
- 2700K, 3000K, 3500K, 4000K ve 5000K renk sıcaklıđı seęenekleri mevcuttur.
- Su geçirmezliđi sađlayan silikon conta.
- Yüksek LED renk uyumu: <3 SDCM
- 126lm/W'a kadar ulařan verim.

# Polaris II

LGT.140.102



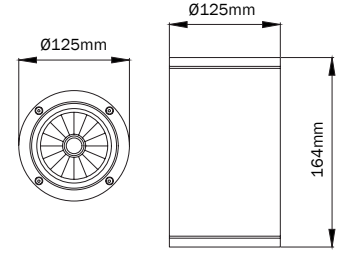
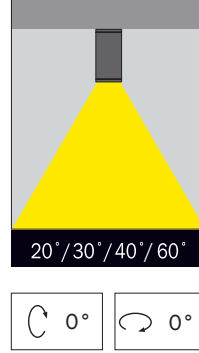
Code	LGT.140.102.10	LGT.140.102.11	LGT.140.102.12	LGT.140.102.13
<b>System Power</b>	20W	40W	25W	50W
<b>Lumen Output from Fixture</b>	2700K	2369	4700	2984
	3000K	2417	4796	3045
	3500K	2465	4894	3106
	4000K	2517	4994	3170
	6000K	2592	5144	3265
<b>Length (A)</b>	1224mm	1224mm	1524mm	1524mm
<b>Mains Switch Dim Option</b>	✓	✓	✓	✓
<b>1-10V Dimming Option</b>	✓	✓	✓	✓
<b>Dali Dimming Option</b>	✓	✓	✓	✓

- Polycarbonate PMMA body.
- Mains voltage: 220-240V / 50-60Hz.
- Clever thermal design.
- 1-10V, DALI and switch dimming options available upon request.
- Opal diffuser.
- Emergency kit system can be integrated.
- Easy mounting by practical metal clips.
- Led colour temperatures are optionally 2700K, 3000K, 3500K, 4000K and 5000K.
- Weatherproof and durable silicone rubber gasket.
- High colour consistency: <3 SDCM
- Up to 126lm/W efficiency.

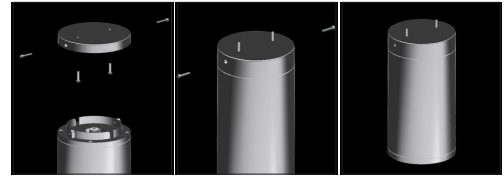
- Polikarbonat PMMA gövde.
- 220-240V / 50-60Hz enerji giriřli.
- Akıllı sođutma tasarımı.
- 1-10V, DALI ve switch dim seęenekleri bulunmaktadır.
- Opal difüzör.
- Acil aydınlatma kit sistemi uygulanabilir.
- Metal klipsler sayesinde kolay montaj edilebilir.
- 2700K, 3000K, 3500K, 4000K ve 5000K renk sıcaklıđı seęenekleri mevcuttur.
- Su geçirmezliđi sađlayan silikon conta.
- Yüksek LED renk uyumu: <3 SDCM
- 126lm/W'a kadar ulaşan verim.

# Venus L

LGT.140.100



<b>Code</b>	LGT.140.100.10	
<b>System Power</b>	28W	
	2700K	3668
	3000K	3744
<b>Lumen Output from Fixture</b>	3500K	3820
	4000K	3898
	5000K	4015
<b>Driving Current</b>	700mA	
<b>Dali Dimming Option</b>	✓	
<b>1-10V Dimming Option</b>	✓	

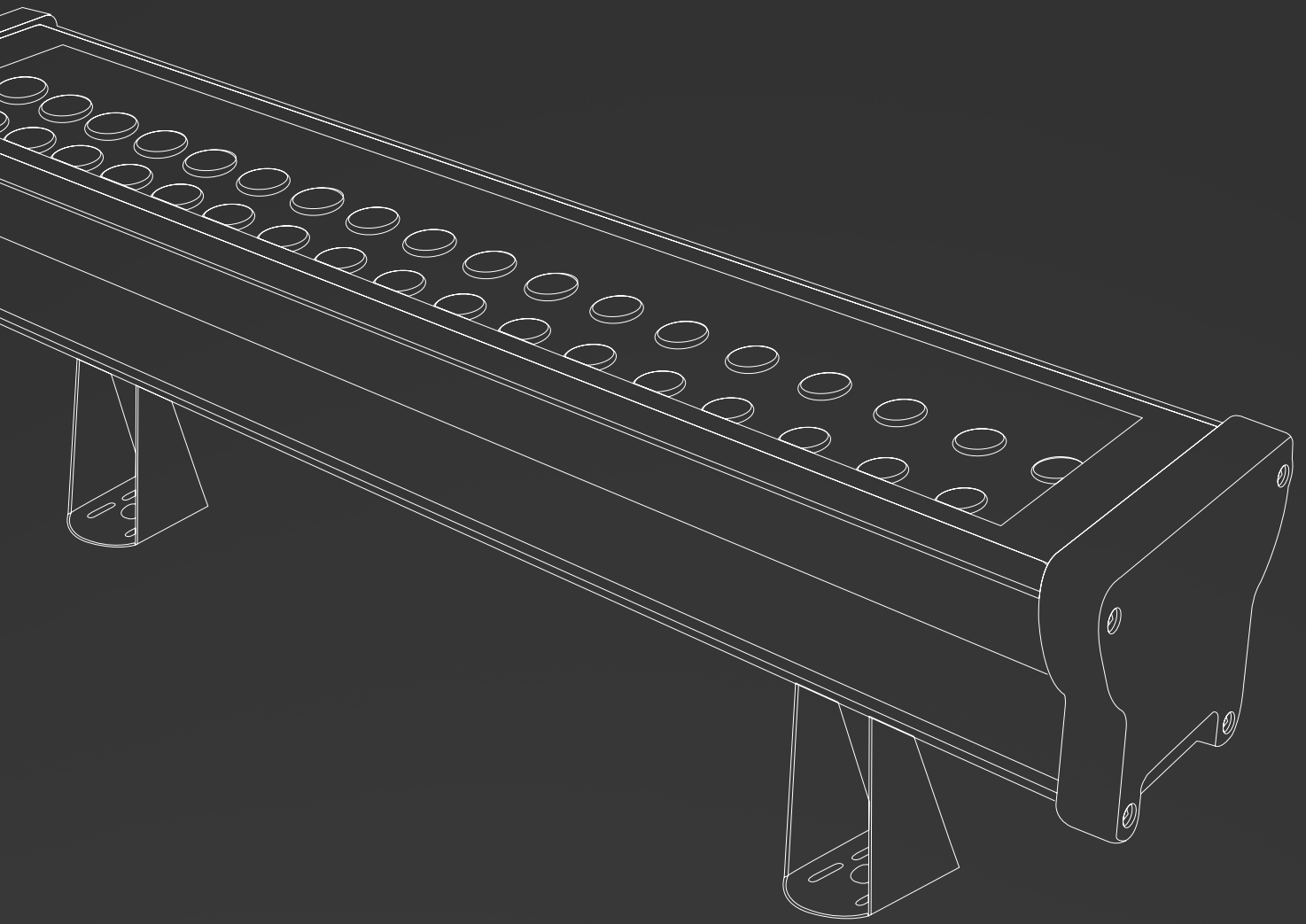


- Surface mounting backplate first to be installed to the surface.
- Main body connected to the backplate and fixed with stainless fixation screws.

- Corrosion resistant die cast aluminium alloy.
- Installation with special base on ceiling.
- Mains voltage: 220-240V / 50-60Hz.
- Spot, medium, wide and wide flood beam angles available.
- Convenient to be used with COB led.
- Thermal shock resistant safety glass.
- Weatherproof and durable silicone rubber gasket.
- Ultraviolet stabilized polyester powder coat finish in white, black, dark gray and light gray finish.
- Double layer polyester powder paint resistant to corrosion and salt spray fog.
- All external screws are stainless steel.
- High colour consistency: <3 SDCM
- Up to 139lm/W efficiency.

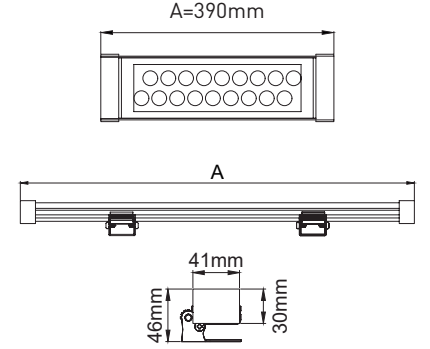
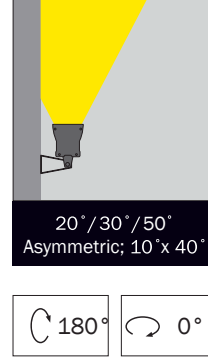
- Korozyona dayanıklı alüminyum gövde.
- Tavana özel tabla sistemi ile montaj edilmektedir.
- 220-240V / 50-60Hz enerji girişi.
- Dar, orta, geniş ve çok geniş açı seçenekleri mevcuttur.
- COB Led ile kullanıma uygundur.
- Termal şoka dayanıklı tamperli cam.
- Su geçirmezliği sağlayan silikon conta.
- Ultraviyole ışımaya dayanıklı beyaz, açık gri, antrasit gri ve siyah elektrostatik toz boyalı.
- Çift katmanlı polyester toz boya sayesinde korozyona ve tuza dayanıklı gövde.
- Tüm dış civatalar paslanmaz çelik.
- Yüksek LED renk uyumu: <3 SDCM
- 139lm/W'a kadar ulaşan verim.





# Facade Lights

# Encke M



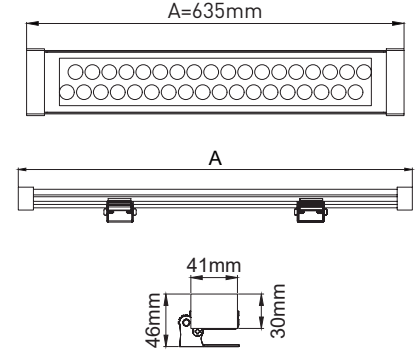
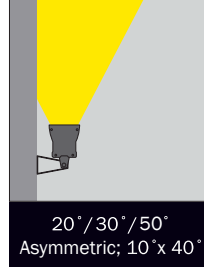
Order Code	Led Type	System Power	mA	No of Leds	Lumen Tc=60°	Kelvin	Length (A)
LGT.130.101.20	Power Led	21W	350mA	18	2625	2700K	390mm
LGT.130.101.21	Power Led	21W	350mA	18	2680	3000K	390mm
LGT.130.101.22	Power Led	21W	350mA	18	2734	3500K	390mm
LGT.130.101.23	Power Led	21W	350mA	18	2790	4000K	390mm
LGT.130.101.24	Power Led	21W	350mA	18	2875	6000K	390mm
LGT.130.101.25	Power Led	21W	350mA	18	1225	Red	390mm
LGT.130.101.26	Power Led	21W	350mA	18	1900	Green	390mm
LGT.130.101.27	Power Led	21W	350mA	18	810	Blue	390mm
LGT.130.101.28	Power Led	21W	350mA	18	865	Amber	390mm

- Direct lighting luminaire for use with LEDs.
- Corrosion resistant aluminium profile body and die-cast aluminium end caps.
- Installation with bracket on floor, walls and ceiling surfaces.
- Mains voltage: 220-240V / 50-60Hz.
- Narrow, medium, wide and asymmetric beam angles available.
- Suitable for illumination up to 35-meter height.
- Optionally 2 cable entries for through-wiring of mains supply cable.
- Internal silicon gaskets ensure IP protection.
- All external screws are stainless steel.
- Double layer polyester powder paint resistant to corrosion and salt spray fog.
- Up to 133lm/W efficiency.
- High colour consistency: <3 SDCM
- Stainless steel cable gland and mains cable provided with IP68 socket.
- Mechanical aiming lock.
- Flexible adjusting mechanism enables fitting move 180° in one axis.

- Led'li simetrik ışık çıkışlı cephe aydınlatma armatürü.
- Korozyona dayanıklı alüminyum profil gövde ve alüminyum enjeksiyon sonlama kapak.
- Braketli montaj sistemi sayesinde zemin, duvar ve tavan yüzeylerine kolayca montaj edilebilir.
- 220-240V / 50-60Hz enerji girişi.
- Dar, orta, geniş, ve asimetrik açı seçenekleri mevcuttur.
- 35-metre yüksekliğe kadar aydınlatma sağlanır.
- Opsiyonel olarak 2 kablo giriş terminali ile armatürler arası atama yapılabilir.
- Silikon contalar ile IP koruması sorunsuz sağlanır.
- Tüm dış vidalar paslanmazdır.
- Çift katmanlı polyester toz boya sayesinde korozyona ve tuza dayanıklı.
- 133lm/W'a kadar ulaşan verim.
- Yüksek renk uyumu: <3 SDCM
- Armatürde paslanmaz kablo rekoru kullanılmaktadır ve 220V ana şebeke kablosunda IP68 korumalı konektör bulunmaktadır.
- Mekanik kilitleme sistemi.
- Esnek montaj ayakları sayesinde tek düzlemde 180° hareket sağlanır.

# Encke L

LGT.130.101



Order Code	Led Type	System Power	mA	No of Leds	Lumen Tc=60°	Kelvin	Length (A)
LGT.130.101.10	Power Led	42W	350mA	36	5250	2700K	635mm
LGT.130.101.11	Power Led	42W	350mA	36	5360	3000K	635mm
LGT.130.101.12	Power Led	42W	350mA	36	4748	3500K	635mm
LGT.130.101.13	Power Led	42W	350mA	36	5580	4000K	635mm
LGT.130.101.14	Power Led	42W	350mA	36	5750	6000K	635mm
LGT.130.101.15	Power Led	42W	350mA	36	2450	Red	635mm
LGT.130.101.16	Power Led	42W	350mA	36	3800	Green	635mm
LGT.130.101.17	Power Led	42W	350mA	36	1620	Blue	635mm
LGT.130.101.18	Power Led	42W	350mA	36	1730	Amber	635mm

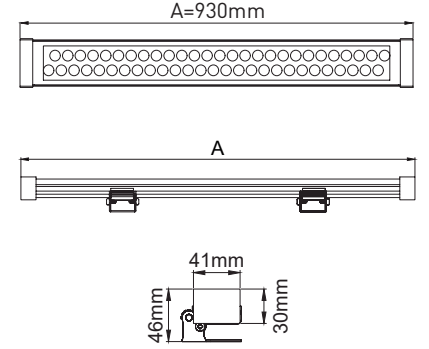
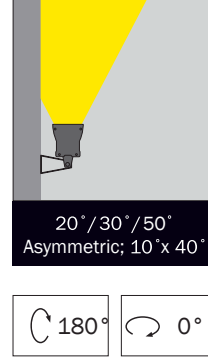
- Direct lighting luminaire for use with LEDs.
- Corrosion resistant aluminium profile body and die-cast aluminium end caps.
- Installation with bracket on floor, walls and ceiling surfaces.
- Mains voltage: 220-240V / 50-60Hz.
- Narrow, medium, wide and asymmetric beam angles available.
- Suitable for illumination up to 35-meter height.
- Optionally 2 cable entries for through-wiring of mains supply cable.
- Internal silicon gaskets ensure IP protection.
- All external screws are stainless steel.
- Double layer polyester powder paint resistant to corrosion and salt spray fog.
- Up to 133lm/W efficiency.
- High colour consistency: <3 SDCM
- Stainless steel cable gland and mains cable provided with IP68 socket.
- Mechanical aiming lock.
- Flexible adjusting mechanism enables fitting move 180° in one axis.

- Led'li simetrik ışık çıkışlı cephe aydınlatma armatürü.
- Korozyona dayanıklı alüminyum profil gövde ve alüminyum enjeksiyon sonlama kapak.
- Braketli montaj sistemi sayesinde zemin, duvar ve tavan yüzeylerine kolayca montaj edilebilir.
- 220-240V / 50-60Hz enerji girişi.
- Dar, orta, geniş, ve asimetric açı seçenekleri mevcuttur.
- 35-metre yüksekliğe kadar aydınlatma sağlar.
- Opsiyonel olarak 2 kablo giriş terminali ile armatürler arası atlatma yapılabilir.
- Silikon contalar ile IP koruması sorunsuz sağlar.
- Tüm dış vidalar paslanmazdır.
- Çift katmanlı polyester toz boya sayesinde korozyona ve tuza dayanıklı.
- 133lm/W'a kadar ulaşan verim.
- Yüksek renk uyumu: <3 SDCM
- Armatürde paslanmaz kablo rekoru kullanılmaktadır ve 220V ana şebeke kablosunda IP68 korumalı konnektör bulunmaktadır.
- Mekanik kilitleme sistemi.
- Esnek montaj ayakları sayesinde tek düzlemde 180° hareket sağlar.



# Encke X

LGT.130.101



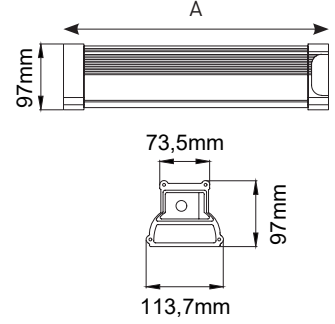
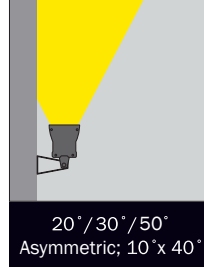
Order Code	Led Type	System Power	mA	No of Leds	Lumen Tc=60°	Kelvin	Length (A)
LGT.130.101.01	Power Led	63W	350mA	54	7875	2700K	930mm
LGT.130.101.02	Power Led	63W	350mA	54	8040	3000K	930mm
LGT.130.101.03	Power Led	63W	350mA	54	8202	3500K	930mm
LGT.130.101.04	Power Led	63W	350mA	54	8370	4000K	930mm
LGT.130.101.05	Power Led	63W	350mA	54	8625	6000K	930mm
LGT.130.101.06	Power Led	63W	350mA	54	3675	Red	930mm
LGT.130.101.07	Power Led	63W	350mA	54	5700	Green	930mm
LGT.130.101.08	Power Led	63W	350mA	54	2430	Blue	930mm
LGT.130.101.09	Power Led	63W	350mA	54	2595	Amber	930mm

- Direct lighting luminaire for use with LEDs.
- Corrosion resistant aluminium profile body and die-cast aluminium end caps.
- Installation with bracket on floor, walls and ceiling surfaces.
- Mains voltage: 220-240V / 50-60Hz.
- Narrow, medium, wide and asymmetric beam angles available.
- Suitable for illumination up to 35-meter height.
- Optionally 2 cable entries for through-wiring of mains supply cable.
- Internal silicon gaskets ensure IP protection.
- All external screws are stainless steel.
- Double layer polyester powder paint resistant to corrosion and salt spray fog.
- Up to 133lm/W efficiency.
- High colour consistency: <3 SDCM
- Stainless steel cable gland and mains cable provided with IP68 socket.
- Mechanical aiming lock.
- Flexible adjusting mechanism enables fitting move 180° in one axis.

- Led'li simetrik ışık çıkışlı cephe aydınlatma armatürü.
- Korozyona dayanıklı alüminyum profil gövde ve alüminyum enjeksiyon sonlama kapak.
- Braketli montaj sistemi sayesinde zemin, duvar ve tavan yüzeylerine kolayca montaj edilebilir.
- 220-240V / 50-60Hz enerji girişi.
- Dar, orta, geniş, ve asimetrik açı seçenekleri mevcuttur.
- 35-metre yüksekliğe kadar aydınlatma sağlanır.
- Opsiyonel olarak 2 kablo giriş terminali ile armatürler arası atama yapılabilir.
- Silikon contalar ile IP koruması sorunsuz sağlanır.
- Tüm dış vidalar paslanmazdır.
- Çift katmanlı polyester toz boya sayesinde korozyona ve tuza dayanıklı.
- 133lm/W'a kadar ulaşan verim.
- Yüksek renk uyumu: <3 SDCM
- Armatürde paslanmaz kablo rekoru kullanılmaktadır ve 220V ana şebeke kablosunda IP68 korumalı konektör bulunmaktadır.
- Mekanik kilitleme sistemi.
- Esnek montaj ayakları sayesinde tek düzlemde 180° hareket sağlanır.

# Encke RGB

LGT.130.101



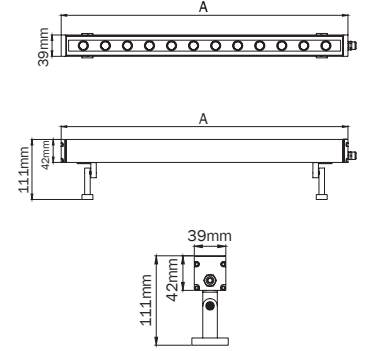
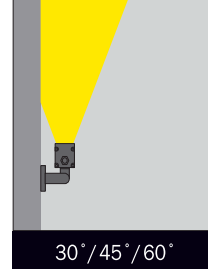

Order Code	Led Type	No of Leds	Kelvin	Length (A)
LGT.130.101.30	Power Led	18	RGB (R6,G6,B6)	390mm
LGT.130.101.31	Power Led	36	RGB (R12,G12,B12)	635mm
LGT.130.101.32	Power Led	54	RGB (R18,G18,B18)	930mm

- Direct lighting luminaire for use with LEDs.
- Corrosion resistant aluminium profile body and die-cast aluminium end caps.
- Installation with bracket on floor, walls and ceiling surfaces.
- Mains voltage: 220-240V / 50-60Hz.
- Narrow, medium, wide and asymmetric beam angles available.
- Suitable for illumination up to 35-meter height.
- Optionally 2 cable entries for through-wiring of mains supply cable.
- Internal silicon gaskets ensure IP protection.
- All external screws are stainless steel.
- Double layer polyester powder paint resistant to corrosion and salt spray fog.
- Up to 133lm/W efficiency.
- High colour consistency: <3 SDCM
- Stainless steel cable gland and mains cable provided with IP68 socket.
- Mechanical aiming lock.
- Flexible adjusting mechanism enables fitting move 180° in one axis.

- Led'li simetrik ışık çıkışlı cephe aydınlatma armatürü.
- Korozyona dayanıklı alüminyum profil gövde ve alüminyum enjeksiyon sonlama kapak.
- Braketli montaj sistemi sayesinde zemin, duvar ve tavan yüzeylerine kolayca montaj edilebilir.
- 220-240V / 50-60Hz enerji girişli.
- Dar, orta, geniş, ve asimetric açı seçenekleri mevcuttur.
- 35-metre yüksekliğe kadar aydınlatma sağlar.
- Opsiyonel olarak 2 kablo giriş terminali ile armatürler arası atlatma yapılabilir.
- Silikon contalar ile IP koruması sorunsuz sağlanır.
- Tüm dış vidalar paslanmazdır.
- Çift katmanlı polyester toz boya sayesinde korozyona ve tuza dayanıklı.
- 133lm/W'a kadar ulaşan verim.
- Yüksek renk uyumu: <3 SDCM
- Armatürde paslanmaz kablo rekoru kullanılmaktadır ve 220V ana şebeke kablosunda IP68 korumalı konnektör bulunmaktadır.
- Mekanik kilitleme sistemi.
- Esnek montaj ayakları sayesinde tek düzlemde 180° hareket sağlar.

# Hale L

LGT.130.102



Order Code	Led Type	System Power	DC	No of Leds	Lumen Tc=60°	Kelvin	Length (A)
LGT.130.102.10	SMD Led	12W	24V	12	1395	2700K	520mm
LGT.130.101.11	SMD Led	12W	24V	12	1424	3000K	520mm
LGT.130.101.12	SMD Led	12W	24V	12	1453	3500K	520mm
LGT.130.101.13	SMD Led	12W	24V	12	1483	4000K	520mm
LGT.130.101.14	SMD Led	12W	24V	12	1527	6000K	520mm
LGT.130.101.15	SMD Led	12W	24V	12	623	Red	520mm
LGT.130.101.16	SMD Led	12W	24V	12	979	Green	520mm
LGT.130.101.17	SMD Led	12W	24V	12	400	Blue	520mm
LGT.130.101.18	SMD Led	12W	24V	12	430	Amber	520mm

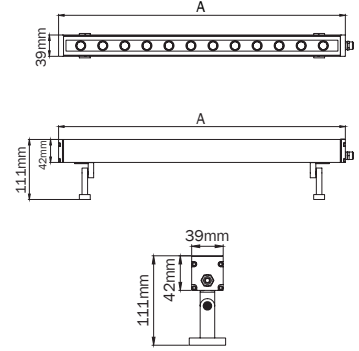
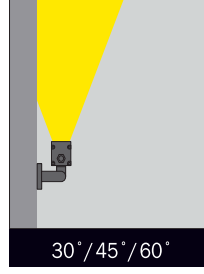

- Direct lighting luminaire for use with LEDs.
- Corrosion resistant aluminium profile body and die-cast aluminium end caps.
- Installation with bracket on floor, walls and ceiling surfaces.
- Mains voltage: 220-240V / 50-60Hz.
- Narrow, medium and wide beam angles available.
- Suitable for illumination up to 10-meter height.
- Optionally 2 cable entries for through-wiring of mains supply cable.
- Internal silicon gaskets ensure IP protection.
- All external screws are stainless steel.
- Double layer polyester powder paint resistant to corrosion and salt spray fog.
- Up to 124lm/W efficiency.
- High colour consistency: <3 SDCM
- Stainless steel cable gland and mains cable provided with IP68 socket.
- Mechanical aiming lock.
- Flexible adjusting mechanism enables fitting move 180° in one axis.

- Led'li simetrik ışık çıkışlı cephe aydınlatma armatürü.
- Korozyona dayanıklı alüminyum profil gövde ve alüminyum enjeksiyon sonlama kapak.
- Braketli montaj sistemi sayesinde zemin, duvar ve tavan yüzeylerine kolayca montaj edilebilir.
- 220-240V / 50-60Hz enerji girişi.
- Dar, orta ve geniş açı seçenekleri mevcuttur.
- 10-metre yüksekliğe kadar aydınlatma sağlar.
- Opsiyonel olarak 2 kablo giriş terminali ile armatürler arası atama yapılabilir.
- Silikon contalar ile IP koruması sorunsuz sağlar.
- Tüm dış vidalar paslanmazdır.
- Çift katmanlı polyester toz boya sayesinde korozyona ve tuza dayanıklı.
- 124lm/W'a kadar ulaşan verim.
- Yüksek renk uyumu: <3 SDCM
- Armatürde paslanmaz kablo rekoru kullanılmaktadır ve 220V ana şebeke kablosunda IP68 korumalı konektör bulunmaktadır.
- Mekanik kilitleme sistemi.
- Esnek montaj ayakları sayesinde tek düzlemde 180° hareket sağlar.



# Hale X

LGT.130.102



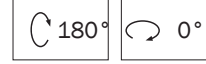
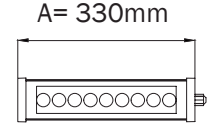
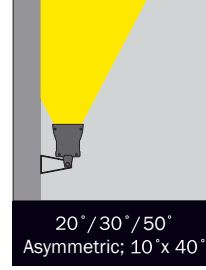
Order Code	Led Type	System Power	DC	No of Leds	Lumen Tc=60°	Kelvin	Length (A)
LGT.130.102.01	SMD Led	24W	24V	24	2790	2700K	1000mm
LGT.130.101.02	SMD Led	24W	24V	24	2848	3000K	1000mm
LGT.130.101.03	SMD Led	24W	24V	24	2906	3500K	1000mm
LGT.130.101.04	SMD Led	24W	24V	24	2966	4000K	1000mm
LGT.130.101.05	SMD Led	24W	24V	24	3054	6000K	1000mm
LGT.130.101.06	SMD Led	24W	24V	24	1246	Red	1000mm
LGT.130.101.07	SMD Led	24W	24V	24	1958	Green	1000mm
LGT.130.101.08	SMD Led	24W	24V	24	800	Blue	1000mm
LGT.130.101.09	SMD Led	24W	24V	24	860	Amber	1000mm

- Direct lighting luminaire for use with LEDs.
- Corrosion resistant aluminium profile body and die-cast aluminium end caps.
- Installation with bracket on floor, walls and ceiling surfaces.
- Mains voltage: 220-240V / 50-60Hz.
- Narrow, medium and wide beam angles available.
- Suitable for illumination up to 10-meter height.
- Optionally 2 cable entries for through-wiring of mains supply cable.
- Internal silicon gaskets ensure IP protection.
- All external screws are stainless steel.
- Double layer polyester powder paint resistant to corrosion and salt spray fog.
- Up to 124lm/W efficiency.
- High colour consistency: <3 SDCM
- Stainless steel cable gland and mains cable provided with IP68 socket.
- Mechanical aiming lock.
- Flexible adjusting mechanism enables fitting move 180° in one axis.

- Led'li simetrik ışık çıkışlı cephe aydınlatma armatürü.
- Korozyona dayanıklı alüminyum profil gövde ve alüminyum enjeksiyon sonlama kapak.
- Braketli montaj sistemi sayesinde zemin, duvar ve tavan yüzeylerine kolayca montaj edilebilir.
- 220-240V / 50-60Hz enerji girişi.
- Dar, orta ve geniş açı seçenekleri mevcuttur.
- 10-metre yüksekliğe kadar aydınlatma sağlar.
- Opsiyonel olarak 2 kablo giriş terminali ile armatürler arası atlatılabilir.
- Silikon contalar ile IP koruması sorunsuz sağlanır.
- Tüm dış vidalar paslanmazdır.
- Çift katmanlı polyester toz boya sayesinde korozyona ve tuza dayanıklı.
- 124lm/W'a kadar ulaşan verim.
- Yüksek renk uyumu: <3 SDCM
- Armatürde paslanmaz kablo rekoru kullanılmaktadır ve 220V ana şebeke kablosunda IP68 korumalı konnektör bulunmaktadır.
- Mekanik kilitleme sistemi.
- Esnek montaj ayakları sayesinde tek düzlemde 180° hareket sağlanır.

# Halley S

LGT.130.100



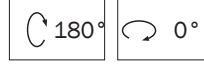
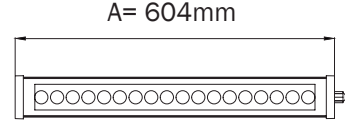
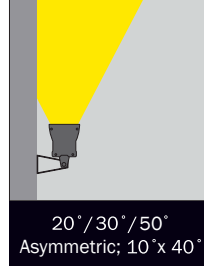
Order Code	Led Type	System Power	mA	No of Leds	Lumen Tc=60°	Kelvin	Length (A)
LGT.130.100.30	Power Led	11W	350mA	9	1362	2700K	330mm
LGT.130.100.31	Power Led	11W	350mA	9	1390	3000K	330mm
LGT.130.100.32	Power Led	11W	350mA	9	1418	3500K	330mm
LGT.130.100.33	Power Led	11W	350mA	9	1447	4000K	330mm
LGT.130.100.34	Power Led	11W	350mA	9	1490	6000K	330mm
LGT.130.100.35	Power Led	8W	350mA	9	637	Red	330mm
LGT.130.100.36	Power Led	11W	350mA	9	984	Green	330mm
LGT.130.100.37	Power Led	11W	350mA	9	420	Blue	330mm
LGT.130.100.38	Power Led	8W	350mA	9	463	Amber	330mm

- Direct lighting luminaire for use with LEDs.
- Corrosion resistant aluminium profile body and die-cast aluminium end caps.
- Installation with bracket on floor, walls and ceiling surfaces.
- Mains voltage: 220-240V / 50-60Hz.
- Narrow, medium, wide and asymmetric beam angles available.
- Colour Led options green, red, blue and amber available.
- Suitable for illumination up to 20-meter height.
- Optionally 2 cable entries for through-wiring of mains supply cable.
- Internal silicon gaskets ensure IP protection.
- All external screws are stainless steel.
- Double layer polyester powder paint resistant to corrosion and salt spray fog.
- Up to 131lm/W efficiency.
- High colour consistency: <3 SDCM
- Stainless steel cable gland and mains cable provided with IP68 socket.
- Mechanical aiming lock.
- Flexible adjusting mechanism enables fitting move 180° in one axis.

- Led'li simetrik ışık çıkışlı cephe aydınlatma armatürü.
- Korozyona dayanıklı alüminyum profil gövde ve alüminyum enjeksiyon sonlama kapak.
- Braketli montaj sistemi sayesinde zemin, duvar ve tavan yüzeylerine kolayca montaj edilebilir.
- 220-240V / 50-60Hz enerji girişi.
- Dar, orta, geniş, ve asimetrik açı seçenekleri mevcuttur.
- 20-metre yüksekliğe kadar aydınlatma sağlanır.
- Opsiyonel olarak 2 kablo giriş terminali ile armatürler arası atama yapılabilir.
- Silikon contalar ile IP koruması sorunsuz sağlanır.
- Tüm dış vidalar paslanmazdır.
- Çift katmanlı polyester toz boya sayesinde korozyona ve tuza dayanıklı.
- 131lm/W'a kadar ulaşan verim.
- Yüksek renk uyumu: <3 SDCM
- Armatürde paslanmaz kablo rekoru kullanılmaktadır ve 220V ana şebeke kablosunda IP68 korumalı konektör bulunmaktadır.
- Mekanik kilitleme sistemi.
- Esnek montaj ayakları sayesinde tek düzlemde 180° hareket sağlanır.

# Halley M

LGT.130.100



Order Code	Led Type	System Power	mA	No of Leds	Lumen Tc=60°	Kelvin	Length (A)
LGT.130.100.20	Power Led	22W	350mA	18	2724	2700K	604mm
LGT.130.100.21	Power Led	22W	350mA	18	2780	3000K	604mm
LGT.130.100.22	Power Led	22W	350mA	18	2836	3500K	604mm
LGT.130.100.23	Power Led	22W	350mA	18	2895	4000K	604mm
LGT.130.100.24	Power Led	22W	350mA	18	2980	6000K	604mm
LGT.130.100.25	Power Led	22W	350mA	18	1274	Red	604mm
LGT.130.100.26	Power Led	22W	350mA	18	1968	Green	604mm
LGT.130.100.27	Power Led	22W	350mA	18	840	Blue	604mm
LGT.130.100.28	Power Led	22W	350mA	18	926	Amber	604mm

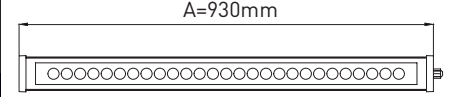
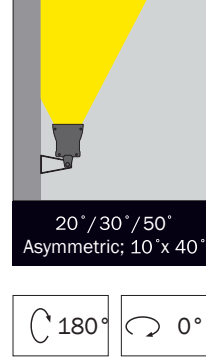
- Direct lighting luminaire for use with LEDs.
- Corrosion resistant aluminium profile body and die-cast aluminium end caps.
- Installation with bracket on floor, walls and ceiling surfaces.
- Mains voltage: 220-240V / 50-60Hz.
- Narrow, medium, wide and asymmetric beam angles available.
- Colour Led options green, red, blue and amber available.
- Suitable for illumination up to 20-meter height.
- Optionally 2 cable entries for through-wiring of mains supply cable.
- Internal silicon gaskets ensure IP protection.
- All external screws are stainless steel.
- Double layer polyester powder paint resistant to corrosion and salt spray fog.
- Up to 131lm/W efficiency.
- High colour consistency: <3 SDCM
- Stainless steel cable gland and mains cable provided with IP68 socket.
- Mechanical aiming lock.
- Flexible adjusting mechanism enables fitting move 180° in one axis.

- Led'li simetrik ışık çıkışlı cephe aydınlatma armatürü.
- Korozyona dayanıklı alüminyum profil gövde ve alüminyum enjeksiyon sonlama kapak.
- Braketli montaj sistemi sayesinde zemin, duvar ve tavan yüzeylerine kolayca montaj edilebilir.
- 220-240V / 50-60Hz enerji giriшли.
- Dar, orta, geniş, ve asimetric açı seçenekleri mevcuttur.
- 20-metre yüksekliğe kadar aydınlatma sağlanır.
- Opsiyonel olarak 2 kablo giriş terminali ile armatürler arası atlatma yapılabilir.
- Silikon contalar ile IP koruması sorunsuz sağlanır.
- Tüm dış vidalar paslanmazdır.
- Çift katmanlı polyester toz boya sayesinde korozyona ve tuza dayanıklı.
- 131lm/W'a kadar ulaşan verim.
- Yüksek renk uyumu: <3 SDCM
- Armatürde paslanmaz kablo rekoru kullanılmaktadır ve 220V ana şebeke kablosunda IP68 korumalı konnektör bulunmaktadır.
- Mekanik kilitleme sistemi.
- Esnek montaj ayakları sayesinde tek düzlemde 180° hareket sağlanır.



# Halley L

LGT.130.100



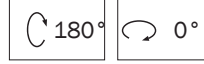
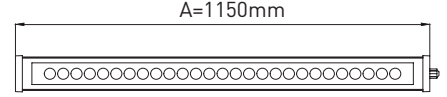
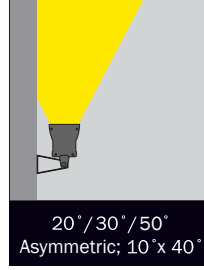
Order Code	Led Type	System Power	mA	No of Leds	Lumen Tc=60°	Kelvin	Length (A)
LGT.130.100.10	Power Led	33W	350mA	27	4086	2700K	930mm
LGT.130.100.11	Power Led	33W	350mA	27	4170	3000K	930mm
LGT.130.100.12	Power Led	33W	350mA	27	4254	3500K	930mm
LGT.130.100.13	Power Led	33W	350mA	27	4342	4000K	930mm
LGT.130.100.14	Power Led	33W	350mA	27	4470	6000K	930mm
LGT.130.100.15	Power Led	33W	350mA	27	1911	Red	930mm
LGT.130.100.16	Power Led	33W	350mA	27	2952	Green	930mm
LGT.130.100.17	Power Led	33W	350mA	27	1260	Blue	930mm
LGT.130.100.18	Power Led	33W	350mA	27	1389	Amber	930mm

- Direct lighting luminaire for use with LEDs.
- Corrosion resistant aluminium profile body and die-cast aluminium end caps.
- Installation with bracket on floor, walls and ceiling surfaces.
- Mains voltage: 220-240V / 50-60Hz.
- Narrow, medium, wide and asymmetric beam angles available.
- Colour Led options green, red, blue and amber available.
- Suitable for illumination up to 20-meter height.
- Optionally 2 cable entries for through-wiring of mains supply cable.
- Internal silicon gaskets ensure IP protection.
- All external screws are stainless steel.
- Double layer polyester powder paint resistant to corrosion and salt spray fog.
- Up to 131lm/W efficiency.
- High colour consistency: <3 SDCM
- Stainless steel cable gland and mains cable provided with IP68 socket.
- Mechanical aiming lock.
- Flexible adjusting mechanism enables fitting move 180° in one axis.

- Led'li simetrik ışık çıkışlı cephe aydınlatma armatürü.
- Korozyona dayanıklı alüminyum profil gövde ve alüminyum enjeksiyon sonlama kapak.
- Braketli montaj sistemi sayesinde zemin, duvar ve tavan yüzeylerine kolayca montaj edilebilir.
- 220-240V / 50-60Hz enerji girişi.
- Dar, orta, geniş, ve asimetric açı seçenekleri mevcuttur.
- 20-metre yüksekliğe kadar aydınlatma sağlanır.
- Opsiyonel olarak 2 kablo giriş terminali ile armatürler arası atama yapılabilir.
- Silikon contalar ile IP koruması sorunsuz sağlanır.
- Tüm dış vidalar paslanmazdır.
- Çift katmanlı polyester toz boya sayesinde korozyona ve tuza dayanıklı.
- 131lm/W'a kadar ulaşan verim.
- Yüksek renk uyumu: <3 SDCM
- Armatürde paslanmaz kablo rekoru kullanılmaktadır ve 220V ana şebeke kablosunda IP68 korumalı konektör bulunmaktadır.
- Mekanik kilitleme sistemi.
- Esnek montaj ayakları sayesinde tek düzlemde 180° hareket sağlanır.

# Halley X

LGT.130.100



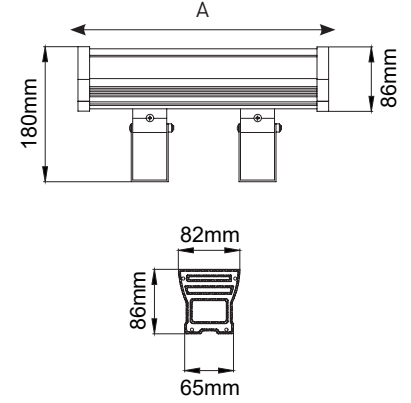
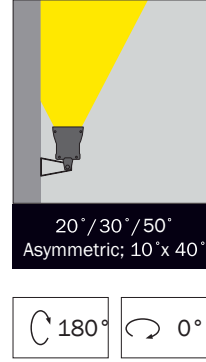
Order Code	Led Type	System Power	mA	No of Leds	Lumen Tc=60°	Kelvin	Length (A)
LGT.130.100.01	Power Led	44W	350mA	36	5448	2700K	1150mm
LGT.130.100.02	Power Led	44W	350mA	36	5560	3000K	1150mm
LGT.130.100.03	Power Led	44W	350mA	36	5672	3500K	1150mm
LGT.130.100.04	Power Led	44W	350mA	36	5790	4000K	1150mm
LGT.130.100.05	Power Led	44W	350mA	36	5960	6000K	1150mm
LGT.130.100.06	Power Led	44W	350mA	36	2548	Red	1150mm
LGT.130.100.07	Power Led	44W	350mA	36	3936	Green	1150mm
LGT.130.100.08	Power Led	44W	350mA	36	1680	Blue	1150mm
LGT.130.100.09	Power Led	44W	350mA	36	1852	Amber	1150mm

- Direct lighting luminaire for use with LEDs.
- Corrosion resistant aluminium profile body and die-cast aluminium end caps.
- Installation with bracket on floor, walls and ceiling surfaces.
- Mains voltage: 220-240V / 50-60Hz.
- Narrow, medium, wide and asymmetric beam angles available.
- Colour Led options green, red, blue and amber available.
- Suitable for illumination up to 20-meter height.
- Optionally 2 cable entries for through-wiring of mains supply cable.
- Internal silicon gaskets ensure IP protection.
- All external screws are stainless steel.
- Double layer polyester powder paint resistant to corrosion and salt spray fog.
- Up to 131lm/W efficiency.
- High colour consistency: <3 SDCM
- Stainless steel cable gland and mains cable provided with IP68 socket.
- Mechanical aiming lock.
- Flexible adjusting mechanism enables fitting move 180° in one axis.

- Led'li simetrik ışık çıkışlı cephe aydınlatma armatürü.
- Korozyona dayanıklı alüminyum profil gövde ve alüminyum enjeksiyon sonlama kapak.
- Braketli montaj sistemi sayesinde zemin, duvar ve tavan yüzeylerine kolayca montaj edilebilir.
- 220-240V / 50-60Hz enerji giriшли.
- Dar, orta, geniş, ve asimetrik açı seçenekleri mevcuttur.
- 20-metre yüksekliğe kadar aydınlatma sağlanır.
- Opsiyonel olarak 2 kablo giriş terminali ile armatürler arası atlatma yapılabilir.
- Silikon contalar ile IP koruması sorunsuz sağlanır.
- Tüm dış vidalar paslanmazdır.
- Çift katmanlı polyester toz boya sayesinde korozyona ve tuza dayanıklı.
- 131lm/W'a kadar ulaşan verim.
- Yüksek renk uyumu: <3 SDCM
- Armatürde paslanmaz kablo rekoru kullanılmaktadır ve 220V ana şebeke kablosunda IP68 korumalı konnektör bulunmaktadır.
- Mekanik kilitleme sistemi.
- Esnek montaj ayakları sayesinde tek düzlemde 180° hareket sağlanır.

# Halley RGB

LGT.130.101



Order Code	Led Type	No of Leds	Kelvin	Length (A)
LGT.130.100.40	Power Led	9	RGB (R3,G3,B3)	330mm
LGT.130.100.41	Power Led	18	RGB (R6,G6,B6)	604mm
LGT.130.100.42	Power Led	27	RGB (R9,G9,B9)	930mm
LGT.130.100.43	Power Led	36	RGB (R12,G12,B12)	1150mm

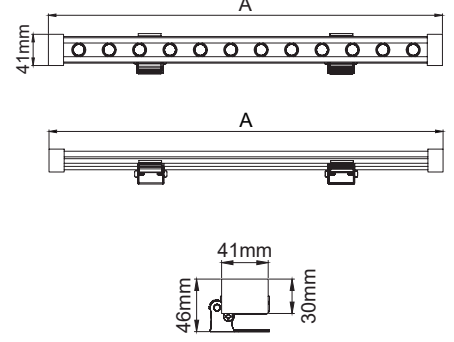
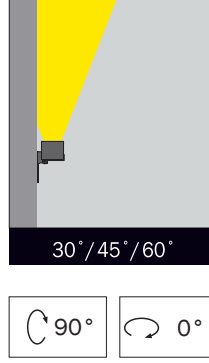

- Direct lighting luminaire for use with LEDs.
- Corrosion resistant aluminium profile body and die-cast aluminium end caps.
- Installation with bracket on floor, walls and ceiling surfaces.
- Mains voltage: 220-240V / 50-60Hz.
- Narrow, medium, wide and asymmetric beam angles available.
- Suitable for illumination up to 35-meter height.
- Optionally 2 cable entries for through-wiring of mains supply cable.
- Internal silicon gaskets ensure IP protection.
- All external screws are stainless steel.
- Double layer polyester powder paint resistant to corrosion and salt spray fog.
- Up to 133lm/W efficiency.
- High colour consistency: <3 SDCM
- Stainless steel cable gland and mains cable provided with IP68 socket.
- Mechanical aiming lock.
- Flexible adjusting mechanism enables fitting move 180° in one axis.

- Led'li simetrik ışık çıkışlı cephe aydınlatma armatürü.
- Korozyona dayanıklı alüminyum profil gövde ve alüminyum enjeksiyon sonlama kapak.
- Braketli montaj sistemi sayesinde zemin, duvar ve tavan yüzeylerine kolayca montaj edilebilir.
- 220-240V / 50-60Hz enerji girişli.
- Dar, orta, geniş, ve asimmetrik açı seçenekleri mevcuttur.
- 35-metre yüksekliğe kadar aydınlatma sağlanır.
- Opsiyonel olarak 2 kablo giriş terminali ile armatürler arası atama yapılabilir.
- Silikon contalar ile IP koruması sorunsuz sağlanır.
- Tüm dış vidalar paslanmazdır.
- Çift katmanlı polyester toz boya sayesinde korozyona ve tuza dayanıklı.
- 133lm/W'a kadar ulaşan verim.
- Yüksek renk uyumu: <3 SDCM
- Armatürde paslanmaz kablo rekoru kullanılmaktadır ve 220V ana şebeke kablosunda IP68 korumalı konnektör bulunmaktadır.
- Mekanik kilitleme sistemi.
- Esnek montaj ayakları sayesinde tek düzlemde 180° hareket sağlanır.



# Swift L

LGT.130.102



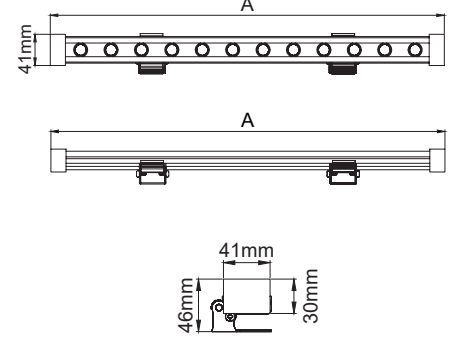
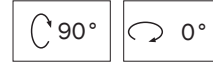
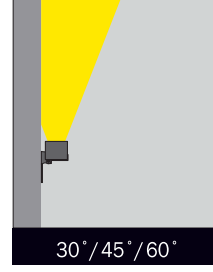

Order Code	Led Type	System Power	DC	No of Leds	Lumen Tc=60°	Kelvin	Length
LGT.130.102.10	SMD Led	12W	24V	12	1395	2700K	520mm
LGT.130.102.11	SMD Led	12W	24V	12	1424	3000K	520mm
LGT.130.102.12	SMD Led	12W	24V	12	1453	3500K	520mm
LGT.130.102.13	SMD Led	12W	24V	12	1527	4000K	520mm
LGT.130.102.14	SMD Led	12W	24V	12	3054	6000K	520mm
LGT.130.102.15	SMD Led	12W	24V	12	623	Red	520mm
LGT.130.102.16	SMD Led	12W	24V	12	979	Green	520mm
LGT.130.102.17	SMD Led	12W	24V	12	400	Blue	520mm
LGT.130.102.18	SMD Led	12W	24V	12	430	Amber	520mm

- Direct lighting luminaire for use with LEDs.
- Corrosion resistant aluminium profile body and die-cast aluminium end caps.
- Installation with bracket on floor, walls and ceiling surfaces.
- 24V DC Input system to be supplied by an external driver.
- Narrow, medium and wide beam angles available.
- Colour Led options green, red, blue and amber available.
- Suitable for illumination up to 10-meter height.
- Internal silicon gaskets ensure IP protection.
- All external screws are stainless steel.
- Double layer polyester powder paint resistant to corrosion and salt spray fog.
- Up to 124lm/W efficiency.
- High colour consistency: <3 SDCM
- Stainless steel cable gland and mains cable provided with IP68 socket.
- Mechanical aiming lock.
- Flexible adjusting mechanism enables fitting move 90° in one axis.

- Led'li simetrik ışık çıkışlı cephe aydınlatma armatürü.
- Korozyona dayanıklı alüminyum profil gövde ve alüminyum enjeksiyon sonlama kapak.
- Braketli montaj sistemi sayesinde zemin, duvar ve tavan yüzeylerine kolayca montaj edilebilir.
- 24V DC girişli sistem. Armatür harici trafo ile beslenmektedir.
- Dar, orta ve geniş açı seçenekleri mevcuttur.
- 10-metre yüksekliğe kadar aydınlatma sağlar.
- Silikon contalar ile IP koruması sorunsuz sağlanır.
- Tüm dış vidalar paslanmazdır.
- Çift katmanlı polyester toz boya sayesinde korozyona ve tuza dayanıklı.
- 124lm/W'a kadar ulaşan verim.
- Yüksek renk uyumu: <3 SDCM
- Armatürde paslanmaz kablo rekoru kullanılmaktadır ve 220V ana şebeke kablosunda IP68 korumalı konektör bulunmaktadır.
- Mekanik kilitleme sistemi.
- Esnek montaj ayakları sayesinde tek düzlemde 90° hareket sağlar.

# Swift X

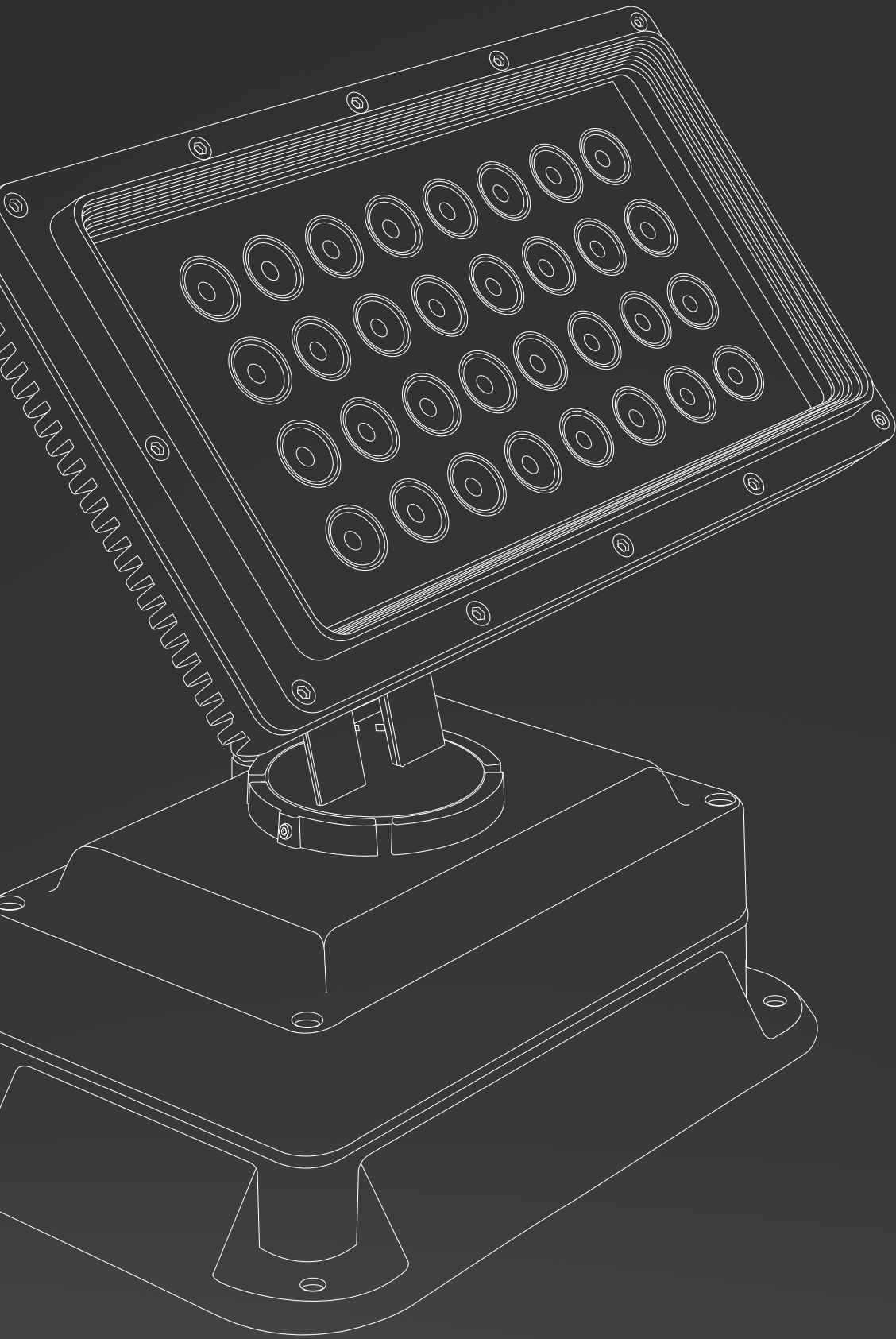
LGT.130.102



Order Code	Led Type	System Power	DC	No of Leds	Lumen Tc=60°	Kelvin	Length
LGT.130.102.01	SMD Led	24W	24V	24	2790	2700K	1000mm
LGT.130.102.02	SMD Led	24W	24V	24	2848	3000K	1000mm
LGT.130.102.03	SMD Led	24W	24V	24	2906	3500K	1000mm
LGT.130.102.04	SMD Led	24W	24V	24	2966	4000K	1000mm
LGT.130.102.05	SMD Led	24W	24V	24	3054	6000K	1000mm
LGT.130.102.06	SMD Led	24W	24V	24	1246	Red	1000mm
LGT.130.102.07	SMD Led	24W	24V	24	1958	Green	1000mm
LGT.130.102.08	SMD Led	24W	24V	24	800	Blue	1000mm
LGT.130.102.09	SMD Led	24W	24V	24	860	Amber	1000mm

- Direct lighting luminaire for use with LEDs.
- Corrosion resistant aluminium profile body and die-cast aluminium end caps.
- Installation with bracket on floor, walls and ceiling surfaces.
- 24V DC Input system to be supplied by an external driver.
- Narrow, medium and wide beam angles available.
- Colour Led options green, red, blue and amber available.
- Suitable for illumination up to 10-meter height.
- Internal silicon gaskets ensure IP protection.
- All external screws are stainless steel.
- Double layer polyester powder paint resistant to corrosion and salt spray fog.
- Up to 124lm/W efficiency.
- High colour consistency: <3 SDCM
- Stainless steel cable gland and mains cable provided with IP68 socket.
- Mechanical aiming lock.
- Flexible adjusting mechanism enables fitting move 90° in one axis.

- Led'li simetrik ışık çıkışlı cephe aydınlatma armatürü.
- Korozyona dayanıklı alüminyum profil gövde ve alüminyum enjeksiyon sonlama kapak.
- Braketli montaj sistemi sayesinde zemin, duvar ve tavan yüzeylerine kolayca montaj edilebilir.
- 24V DC girişli sistem. Armatür harici trafo ile beslenmektedir.
- Dar, orta ve geniş açı seçenekleri mevcuttur.
- 10-metre yüksekliğe kadar aydınlatma sağlar.
- Silikon contalar ile IP koruması sorunsuz sağlar.
- Tüm dış vidalar paslanmazdır.
- Çift katmanlı polyester toz boya sayesinde korozyona ve tuza dayanıklı.
- 124lm/W'a kadar ulaşan verim.
- Yüksek renk uyumu: <3 SDCM
- Armatürde paslanmaz kablo rekoru kullanılmaktadır ve 220V ana şebeke kablosunda IP68 korumalı konnektör bulunmaktadır.
- Mekanik kilitleme sistemi.
- Esnek montaj ayakları sayesinde tek düzlemde 90° hareket sağlar.

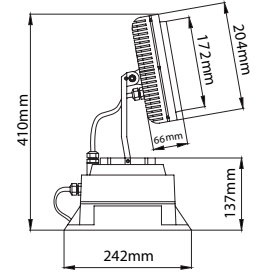
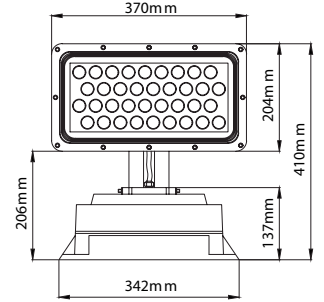



# Floodlights



# Galaxy

LGT.110.104



Order Code	System Power	mA	No of Leds	Lumen Tc=60°	Kelvin
LGT.110.104.01	55W	500mA	36	7150	2700K
LGT.110.104.02	55W	500mA	36	7295	3000K
LGT.110.104.03	55W	500mA	36	7445	3500K
LGT.110.104.04	55W	500mA	36	7596	4000K
LGT.110.104.05	55W	500mA	36	7825	6000K
LGT.110.104.06	55W	500mA	36	5980	Red
LGT.110.104.07	55W	500mA	36	7520	Green
LGT.110.104.08	55W	500mA	36	3428	Blue
LGT.110.104.09	55W	500mA	36	3530	Amber

- Direct lighting luminaire for use with LEDs.
- Corrosion resistant die-cast aluminium body.
- Installation with bracket on floor, walls and ceiling surfaces.
- Mains voltage: 220-240V / 50-60Hz.
- Clever thermal design.
- Spot, medium and wide beam angles available.
- Suitable for illumination up to 20 meter height.
- Optionally 2 cable entries for through-wiring of mains supply cable.
- Internal silicon gaskets ensure IP protection.
- All external screws are stainless steel.
- Double layer polyester powder paint resistant to corrosion and salt spray fog.
- Up to 138lm/W efficiency.
- High colour consistency: <3 SDCM
- Stainless steel cable gland and mains cable provided with IP68 socket.
- Mechanical aiming lock.
- DALI and 1-10V dimming options available.

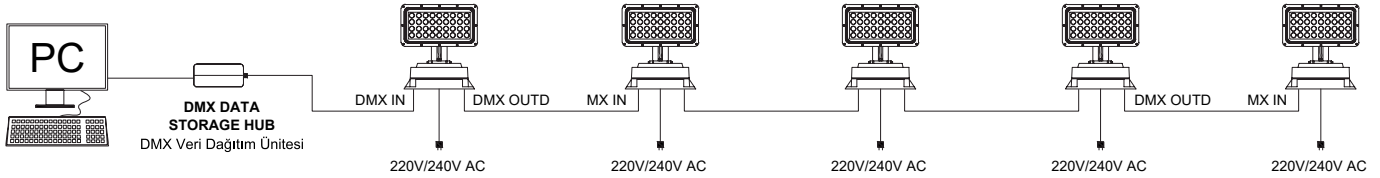
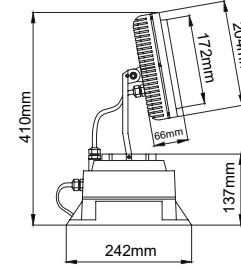
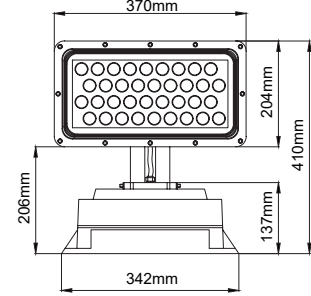
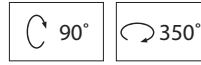

- Led'li simetrik ışık çıkışlı projektör armatür.
- Korozyona dayanıklı alüminyum enjeksiyon gövde.
- Braketli montaj sistemine sahiptir.
- 220-240V / 50-60Hz enerji girişli.
- Akıllı soğutma tasarımı.
- Dar, orta ve geniş açı seçenekleri mevcuttur.
- 20 metre yüksekliğe kadar aydınlatma sağlar.
- 2 kablo giriş terminali ile armatürler arası atlama yapılabilir.
- Silikon contalar ile IP koruması sorunsuz sağlar.
- Tüm dış vidalar paslanmazdır.
- Çift katmanlı polyester toz boya sayesinde korozyona ve tuza dayanıklı.
- 138lm/W'a kadar ulaşan verim.
- Yüksek renk uyumu: <3 SDCM
- Armatürde paslanmaz kablo rekoru kullanılmaktadır ve 220V ana şebeke kablosunda IP68 korumalı konektör bulunmaktadır.
- Mekanik kilitleme sistemi.
- DALI ve 1-10V Dim seçenekleri mevcuttur.

# Galaxy RGB

LGT.110.104



<b>Order Code</b>	LGT.110.104.11
<b>Light Color Source</b>	1W High Power LED / 1W Power LED
<b>LED Quantity</b>	Red12, Green12, Blue12
<b>Beam Angle</b>	15° / 25° / 45°
<b>Digital Interface</b>	Standart DMX Protocol
<b>Connector</b>	3-pin signal connector



- Direct lighting luminaire for use with LEDs.
- Corrosion resistant die-cast aluminium body.
- Installation with bracket on floor, walls and ceiling surfaces.
- Mains voltage: 220-240V / 50-60Hz.
- Clever thermal design.
- Spot, medium and wide beam angles available.
- Suitable for illumination up to 20 meter height.
- Optionally 2 cable entries for through-wiring of mains supply cable.
- Internal silicon gaskets ensure IP protection.
- All external screws are stainless steel.
- Double layer polyester powder paint resistant to corrosion and salt spray fog.
- Up to 138lm/W efficiency.
- High colour consistency: <3 SDCM
- Stainless steel cable gland and mains cable provided with IP68 socket.
- Mechanical aiming lock.
- DALI and 1-10V dimming options available.

- Led'li simetrik ışık çıkışlı projektör armatür.
- Korozyona dayanıklı alüminyum enjeksiyon gövde.
- Braketli montaj sistemine sahiptir.
- 220-240V / 50-60Hz enerji girişli.
- Akıllı soğutma tasarımı.
- Dar, orta ve geniş açı seçenekleri mevcuttur.
- 20 metre yüksekliğe kadar aydınlatma sağlanır.
- 2 kablo giriş terminali ile armatürler arası atlama yapılabilir.
- Silikon contalar ile IP koruması sorunsuz sağlanır.
- Tüm dış vidalar paslanmazdır.
- Çift katmanlı polyester toz boya sayesinde korozyona ve tuza dayanıklı.
- 138lm/W'a kadar ulaşan verim.
- Yüksek renk uyumu: <3 SDCM
- Armatürde paslanmaz kablo rekoru kullanılmaktadır ve 220V ana şebeke kablosunda IP68 korumalı konnektör bulunmaktadır.
- Mekanik kilitleme sistemi.
- DALI ve 1-10V Dim seçenekleri mevcuttur.

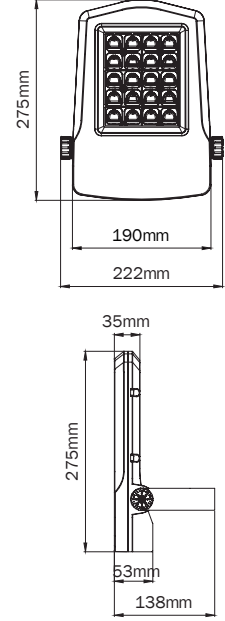
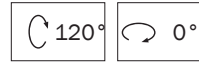
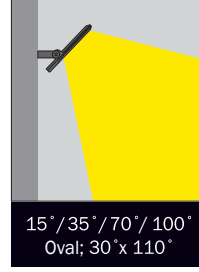
# Mercury S

LGT.110.105



Code	LGT.110.105.01	LGT.110.105.02	
<b>System Power</b>	20W	40W	
<b>Lumen Output from Fixture CRI&gt;80</b>	2700K	2800	5415
	3000K	2860	5525
	3500K	2915	5640
	4000K	2977	5754
	5000K	3065	5925
<b>Driving Current</b>	600mA	1280mA	
<b>Dali Dimming Option</b>	✓	✓	
<b>1-10V Dimming Option</b>	✓	✓	

- Direct lighting luminaire for use with LEDs.
- Corrosion resistant die-cast aluminium body.
- Installation with bracket on floor, walls and ceiling surfaces.
- Mains voltage: 220-240V / 50-60Hz.
- Clever thermal design with internal cooling pins.
- Spot, medium, wide, wide flood and oval beam angles available.
- Suitable for illumination up to 8 meter height.
- Optionally 2 cable entries for through-wiring of mains supply cable.
- Internal silicon gaskets ensure IP protection.
- All external screws are stainless steel.
- Double layer polyester powder paint resistant to corrosion and salt spray fog.
- Up to 144lm/W efficiency.
- High colour consistency: <3 SDCM
- Stainless steel cable gland and mains cable provided with IP68 socket.
- Mechanical aiming lock.



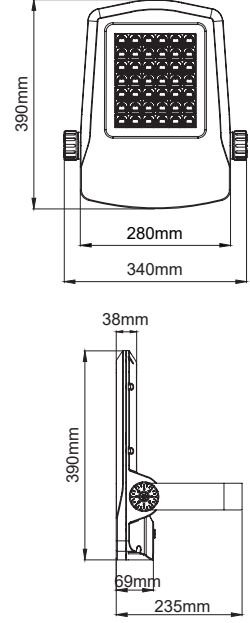
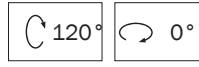
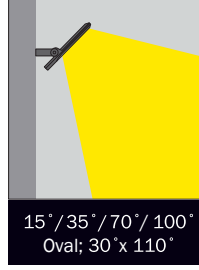
<b>Order Code</b>	LGT.110.105.03
<b>Light Color Source</b>	2700K-6000K Tunable White
<b>LED Quantity</b>	20
<b>Beam Angle</b>	15°/35°/70°/100°/Oval;30°x110°
<b>Digital Interface</b>	Standart DMX Protocol
<b>Connector</b>	CASAMBI
<b>Order Code</b>	LGT.110.105.04
<b>Light Color Source</b>	RGBW 4 in 1 Power LED
<b>LED Quantity</b>	8
<b>Beam Angle</b>	15°/35°/70°/100°/Oval;30°x110°
<b>Digital Interface</b>	Standart DMX Protocol

- Led'li simetrik ışık çıkışlı projektör armatür.
- Korozyona dayanıklı alüminyum enjeksiyon gövde.
- Braketli montaj sistemine sahiptir.
- 220-240V / 50-60Hz enerji girişi.
- İç soğutma pinlerine sahip akıllı soğutma tasarımı.
- Dar, orta, geniş, çok geniş ve oval aç seçenekleri mevcuttur.
- 8 metre yüksekliğe kadar aydınlatma sağlar.
- Opsiyonel olarak 2 kablo girişi terminali ile armatürler arası atlama yapılabilir.
- Silikon contalar ile IP koruması sorunsuz sağlar.
- Tüm dış vidalar paslanmazdır.
- Çift katmanlı polyester toz boya sayesinde korozyona ve tuza dayanıklı.
- 144lm/W'a kadar ulaşan verim.
- Yüksek renk uyumu: <3 SDCM
- Armatürde paslanmaz kablo rekoru kullanılmaktadır ve 220V ana şebeke kablosunda IP68 korumalı konnektör bulunmaktadır.
- Mekanik kilitleme sistemi.



# Mercury M

LGT.110.106



Code	LGT.110.106.01	LGT.110.106.02
System Power	50W	75W
Lumen Output from Fixture CRI>80	2700K	7005
	3000K	7145
	3500K	7295
	4000K	7442
	5000K	7665
Driving Current	375mA	575mA
Dali Dimming Option	√	√
1-10V Dimming Option	√	√

Order Code	LGT.110.106.03
Light Color Source	2700K-6000K Tunable White
LED Quantity	42
Beam Angle	15°/35°/70°/100°/Oval;30°x110°
Digital Interface	Standart DMX Protocol
Connector	CASAMBI
Order Code	LGT.110.106.04
Light Color Source	RGBW 4 in 1 Power LED
LED Quantity	16
Beam Angle	15°/35°/70°/100°/Oval;30°x110°
Digital Interface	Standart DMX Protocol

- Direct lighting luminaire for use with LEDs.
- Corrosion resistant die-cast aluminium body.
- Installation with bracket on floor, walls and ceiling surfaces.
- Mains voltage: 220-240V / 50-60Hz.
- Clever thermal design with internal cooling pins.
- Spot, medium, wide, wide flood and oval beam angles available.
- Suitable for illumination up to 12 meter height.
- Optionally 2 cable entries for through-wiring of mains supply cable.
- Internal silicon gaskets ensure IP protection.
- All external screws are stainless steel.
- Double layer polyester powder paint resistant to corrosion and salt spray fog.
- Up to 144lm/W efficiency.
- High colour consistency: <3 SDCM
- Stainless steel cable gland and mains cable provided with IP68 socket.
- Mechanical aiming lock.

- Led'li simetrik ışık çıkışlı projektör armatür.
- Korozyona dayanıklı alüminyum enjeksiyon gövde.
- Braketli montaj sistemine sahiptir.
- 220-240V / 50-60Hz enerji girişli.
- İç soğutma pinlerine sahip akıllı soğutma tasarımı.
- Dar, orta, geniş, çok geniş ve oval açı seçenekleri mevcuttur.
- 12 metre yüksekliğe kadar aydınlatma sağlar.
- Opsiyonel olarak 2 kablo giriş terminali ile armatürler arası atlama yapılabilir.
- Silikon contalar ile IP koruması sorunsuz sağlanır.
- Tüm dış vidalar paslanmazdır.
- Çift katmanlı polyester toz boya sayesinde korozyona ve tuzaya dayanıklı.
- 144lm/W'a kadar ulaşan verim.
- Yüksek renk uyumu: <3 SDCM
- Armatürde paslanmaz kablo rekoru kullanılmaktadır ve 220V ana şebeke kablosunda IP68 korumalı konektör bulunmaktadır.
- Mekanik kilitleme sistemi.

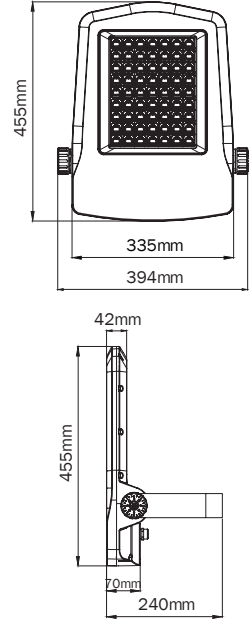
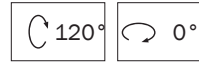
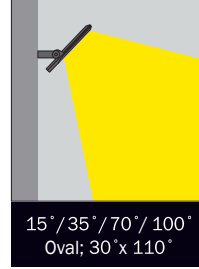
# Mercury L

LGT.110.107



Code	LGT.110.107.01	LGT.110.107.02
<b>System Power</b>	100W	125W
	2700K	14010
	3000K	14300
	3500K	14585
	4000K	14884
	5000K	15330
<b>Lumen Output from Fixture CRI&gt;80</b>		18520
<b>Driving Current</b>	500mA	635mA
<b>Dali Dimming Option</b>	✓	✓
<b>1-10V Dimming Option</b>	✓	✓

- Direct lighting luminaire for use with LEDs.
- Corrosion resistant die-cast aluminium body.
- Installation with bracket on floor, walls and ceiling surfaces.
- Mains voltage: 220-240V / 50-60Hz.
- Clever thermal design with internal cooling pins.
- Spot, medium, wide, wide flood and oval beam angles available.
- Suitable for illumination up to 16 meter height.
- Optionally 2 cable entries for through-wiring of mains supply cable.
- Internal silicon gaskets ensure IP protection.
- All external screws are stainless steel.
- Double layer polyester powder paint resistant to corrosion and salt spray fog.
- Up to 148lm/W efficiency.
- High colour consistency: <3 SDCM
- Stainless steel cable gland and mains cable provided with IP68 socket.
- Mechanical aiming lock.



<b>Order Code</b>	LGT.110.107.03
<b>Light Color Source</b>	2700K-6000K Tunable White
<b>LED Quantity</b>	63
<b>Beam Angle</b>	15°/35°/70°/100°/Oval;30°x110°
<b>Digital Interface</b>	Standart DMX Protocol
<b>Connector</b>	CASAMBI
<b>Order Code</b>	LGT.110.107.04
<b>Light Color Source</b>	RGBW 4 in 1 Power LED
<b>LED Quantity</b>	24
<b>Beam Angle</b>	15°/35°/70°/100°/Oval;30°x110°
<b>Digital Interface</b>	Standart DMX Protocol

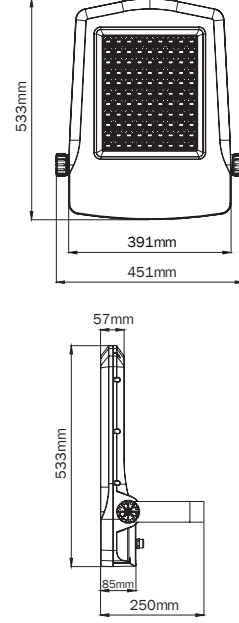
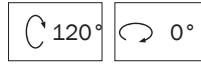
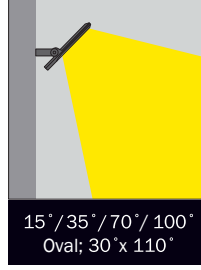
- Led'li simetrik ışık çıkışlı projektör armatür.
- Korozyona dayanıklı alüminyum enjeksiyon gövde.
- Braketli montaj sistemine sahiptir.
- 220-240V / 50-60Hz enerji girişi.
- İç soğutma pinlerine sahip akıllı soğutma tasarımı.
- Dar, orta, geniş, çok geniş ve oval aç seçenekleri mevcuttur.
- 16 metre yüksekliğe kadar aydınlatma sağlanır.
- Opsiyonel olarak 2 kablo girişi terminali ile armatürler arası atlama yapılabilir.
- Silikon contalar ile IP koruması sorunsuz sağlanır.
- Tüm dış vidalar paslanmazdır.
- Çift katmanlı polyester toz boya sayesinde korozyona ve tuza dayanıklı.
- 148lm/W'a kadar ulaşan verim.
- Yüksek renk uyumu: <3 SDCM
- Armatürde paslanmaz kablo rekoru kullanılmaktadır ve 220V ana şebeke kablosunda IP68 korumalı konnektör bulunmaktadır.
- Mekanik kilitleme sistemi.

# Mercury X

LGT.110.108



Code	LGT.110.108.01	LGT.110.108.02
<b>System Power</b>	150W	200W
<b>Lumen Output from Fixture CRI&gt;80</b>	2700K	21110
	3000K	21540
	3500K	21980
	4000K	22426
	5000K	23100
<b>Driving Current</b>	965mA	1300mA
<b>Dali Dimming Option</b>	✓	✓
<b>1-10V Dimming Option</b>	✓	✓



<b>Order Code</b>	LGT.110.108.03
<b>Light Color Source</b>	2700K-6000K Tunable White
<b>LED Quantity</b>	99
<b>Beam Angle</b>	15°/35°/70°/100°/Oval;30°x110°
<b>Digital Interface</b>	Standart DMX Protocol
<b>Connector</b>	CASAMBI
<b>Order Code</b>	LGT.110.108.04
<b>Light Color Source</b>	RGBW 4 in 1 Power LED
<b>LED Quantity</b>	36
<b>Beam Angle</b>	15°/35°/70°/100°/Oval;30°x110°
<b>Digital Interface</b>	Standart DMX Protocol

- Direct lighting luminaire for use with LEDs.
- Corrosion resistant die-cast aluminium body.
- Installation with bracket on floor, walls and ceiling surfaces.
- Mains voltage: 220-240V / 50-60Hz.
- Clever thermal design with internal cooling pins.
- Spot, medium, wide, wide flood and oval beam angles available.
- Suitable for illumination up to 20 meter height.
- Optionally 2 cable entries for through-wiring of mains supply cable.
- Internal silicon gaskets ensure IP protection.
- All external screws are stainless steel.
- Double layer polyester powder paint resistant to corrosion and salt spray fog.
- Up to 149lm/W efficiency.
- High colour consistency: <3 SDCM
- Stainless steel cable gland and mains cable provided with IP68 socket.
- Mechanical aiming lock.

- Led'li simetrik ışık çıkışlı projektör armatür.
- Korozyona dayanıklı alüminyum enjeksiyon gövde.
- Braketli montaj sistemine sahiptir.
- 220-240V / 50-60Hz enerji girişli.
- İç soğutma pinlerine sahip akıllı soğutma tasarımı.
- Dar, orta, geniş, çok geniş ve oval açi seçenekleri mevcuttur.
- 20 metre yüksekliğe kadar aydınlatma sağlar.
- Opsiyonel olarak 2 kablo giriş terminali ile armatürler arası atlama yapılabilir.
- Silikon contalar ile IP koruması sorunsuz sağlar.
- Tüm dış vidalar paslanmazdır.
- Çift katmanlı polyester toz boya sayesinde korozyona ve tuzaya dayanıklı.
- 149lm/W'a kadar ulaşan verim.
- Yüksek renk uyumu: <3 SDCM
- Armatürde paslanmaz kablo rekoru kullanılmaktadır ve 220V ana şebeke kablosunda IP68 korumalı konnektör bulunmaktadır.
- Mekanik kilitleme sistemi.



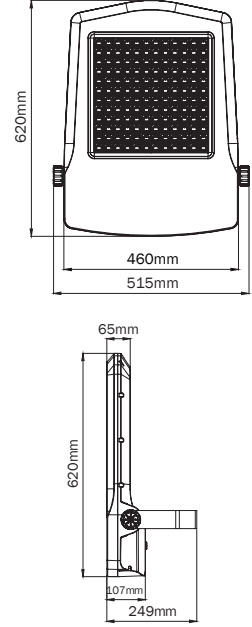
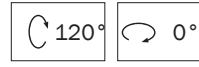
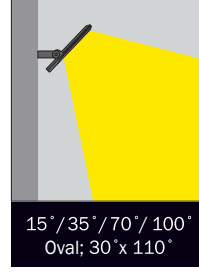
# Mercury XL

LGT.110.109



Code	LGT.110.109.01	LGT.110.109.02
<b>System Power</b>	225W	275W
	2700K	31730
	3000K	32380
<b>Lumen Output from Fixture CRI&gt;80</b>	3500K	33040
	4000K	33714
	5000K	34725
<b>Driving Current</b>	475mA	585mA
<b>Dali Dimming Option</b>	✓	✓
<b>1-10V Dimming Option</b>	✓	✓

- Direct lighting luminaire for use with LEDs.
- Corrosion resistant die-cast aluminium body.
- Installation with bracket on floor, walls and ceiling surfaces.
- Mains voltage: 220-240V / 50-60Hz.
- Clever thermal design with internal cooling pins.
- Spot, medium, wide, wide flood and oval beam angles available.
- Suitable for illumination up to 24 meter height.
- Optionally 2 cable entries for through-wiring of mains supply cable.
- Internal silicon gaskets ensure IP protection.
- All external screws are stainless steel.
- Double layer polyester powder paint resistant to corrosion and salt spray fog.
- Up to 150lm/W efficiency.
- High colour consistency: <3 SDCM
- Stainless steel cable gland and mains cable provided with IP68 socket.
- Mechanical aiming lock.

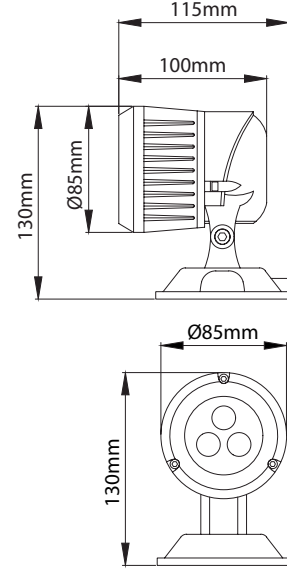
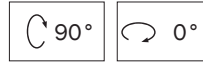
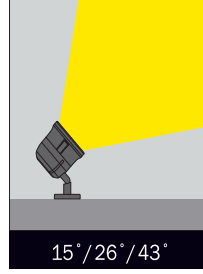


<b>Order Code</b>	LGT.110.109.03
<b>Light Color Source</b>	2700K-6000K Tunable White
<b>LED Quantity</b>	144
<b>Beam Angle</b>	15°/35°/70°/100°/Oval;30°x110°
<b>Digital Interface</b>	Standart DMX Protocol
<b>Connector</b>	CASAMBI
<b>Order Code</b>	LGT.110.109.04
<b>Light Color Source</b>	RGBW 4 in 1 Power LED
<b>LED Quantity</b>	60
<b>Beam Angle</b>	15°/35°/70°/100°/Oval;30°x110°
<b>Digital Interface</b>	Standart DMX Protocol

- Led'li simetrik ışık çıkışlı projektör armatür.
- Korozyona dayanıklı alüminyum enjeksiyon gövde.
- Braketli montaj sistemine sahiptir.
- 220-240V / 50-60Hz enerji girişi.
- İç soğutma pinlerine sahip akıllı soğutma tasarımı.
- Dar, orta, geniş, çok geniş ve oval aç seçenekleri mevcuttur.
- 24 metre yüksekliğe kadar aydınlatma sağlar.
- Opsiyonel olarak 2 kablo giri terminali ile armatürler arası atlama yapılabilir.
- Silikon contalar ile IP koruması sorunsuz sağlar.
- Tüm dış vidalar paslanmazdır.
- Çift katmanlı polyester toz boya sayesinde korozyona ve tuza dayanıklı.
- 150lm/W'a kadar ulaşan verim.
- Yüksek renk uyumu: <3 SDCM
- Armatürde paslanmaz kablo rekoru kullanılmaktadır ve 220V ana şebeke kablosunda IP68 korumalı konnektör bulunmaktadır.
- Mekanik kilitleme sistemi.

# Pluto S

LGT.110.100



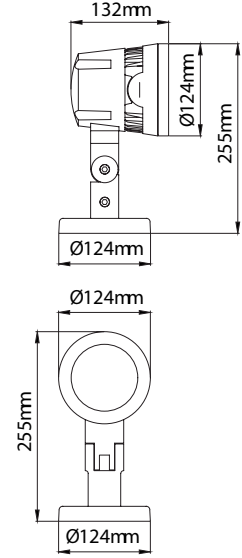
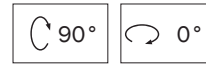
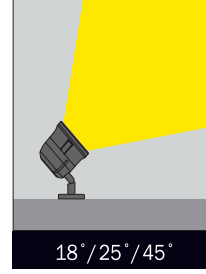
Order Code	LED Type	System Power	mA	No of Leds	Lumen Tc=60°	Kelvin
LGT.110.100.30	Power LED	5W	700mA	3	541	2700K
LGT.110.100.31	Power LED	5W	700mA	3	552	3000K
LGT.110.100.32	Power LED	5W	700mA	3	563	3500K
LGT.110.100.33	Power LED	5W	700mA	3	575	4000K
LGT.110.100.34	Power LED	5W	700mA	3	592	6000K
LGT.110.100.35	Power LED	4,50W	700mA	3	465	Red
LGT.110.100.36	Power LED	5,75W	700mA	3	580	Green
LGT.110.100.37	Power LED	5,50W	700mA	3	265	Blue
LGT.110.100.38	Power LED	4,50W	700mA	3	273	Amber

- Direct lighting luminaire for use with LEDs.
- Corrosion resistant die-cast aluminium body.
- Installation with bracket on floor, walls and ceiling surfaces.
- Mains voltage: 220-240V / 50-60Hz.
- Clever thermal design.
- Spot, medium and wide beam angles available.
- Suitable for illumination up to 5 meter height.
- Optionally 2 cable entries for through-wiring of mains supply cable.
- Internal silicon gaskets ensure IP protection.
- All external screws are stainless steel.
- Double layer polyester powder paint resistant to corrosion and salt spray fog.
- Up to 115lm/W efficiency.
- High colour consistency: <3 SDCM
- Stainless steel cable gland and mains cable provided with IP68 socket.
- Mechanical aiming lock.
- DALI and 1-10V dimming options available.
- Due to high heatsink capacity, Panda can operate in high Ta temperature conditions.

- Led'li simetrik ışık çıkışlı projektör armatür.
- Korozyona dayanıklı alüminyum enjeksiyon gövde.
- Braketli montaj sistemine sahiptir.
- 220-240V / 50-60Hz enerji girişli.
- Akıllı soğutma tasarımı.
- Dar, orta ve geniş açı seçenekleri mevcuttur.
- 5 metre yüksekliğe kadar aydınlatma sağlar.
- 2 kablo giriş terminali ile armatürler arası atlama yapılabilir.
- Silikon contalar ile IP koruması sorunsuz sağlar.
- Tüm dış vidalar paslanmazdır.
- Çift katmanlı polyester toz boya sayesinde korozyona ve tuza dayanıklı.
- 115lm/W'a kadar ulaşan verim.
- Yüksek renk uyumu: <3 SDCM
- Armatürde paslanmaz kablo rekoru kullanılmaktadır ve 220V ana şebeke kablosunda IP68 korumalı konektör bulunmaktadır.
- Mekanik kilitleme sistemi.
- DALI ve 1-10V Dim seçenekleri mevcuttur.
- Yüksek soğutma kapasitesi sayesinde Panda yüksek Ta sıcaklık değerlerine sahip ortamlarda da rahatça çalışır.

# Pluto M

LGT.110.100



Order Code	LED Type	System Power	mA	No of Leds	Lumen Tc=60°	Kelvin
LGT.110.100.20	Power LED	22W	700mA	9	2545	2700K
LGT.110.100.21	Power LED	22W	700mA	9	2595	3000K
LGT.110.100.22	Power LED	22W	700mA	9	2650	3500K
LGT.110.100.23	Power LED	22W	700mA	9	2703	4000K
LGT.110.100.24	Power LED	22W	700mA	9	2785	6000K
LGT.110.100.25	Power LED	17,50W	700mA	9	2100	Red
LGT.110.100.26	Power LED	24W	700mA	9	2645	Green
LGT.110.100.27	Power LED	23W	700mA	9	1200	Blue
LGT.110.100.28	Power LED	17,50W	700mA	9	1235	Amber

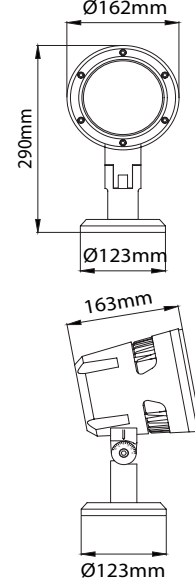
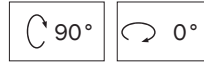
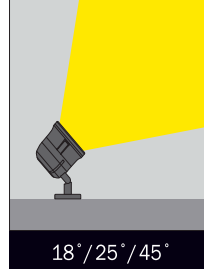
- Direct lighting luminaire for use with LEDs.
- Corrosion resistant die-cast aluminium body.
- Installation with bracket on floor, walls and ceiling surfaces.
- Mains voltage: 220-240V / 50-60Hz.
- Clever thermal design.
- Spot, medium and wide beam angles available.
- Suitable for illumination up to 10 meter height.
- Optionally 2 cable entries for through-wiring of mains supply cable.
- Internal silicon gaskets ensure IP protection.
- All external screws are stainless steel.
- Double layer polyester powder paint resistant to corrosion and salt spray fog.
- Up to 123lm/W efficiency.
- High colour consistency: <3 SDCM
- Stainless steel cable gland and mains cable provided with IP68 socket.
- Mechanical aiming lock.
- DALI and 1-10V dimming options available.
- Due to high heatsink capacity, Panda can operate in high Ta temperature conditions.

- Led'li simetrik ışık çıkışlı projektör armatür.
- Korozyona dayanıklı alüminyum enjeksiyon gövde.
- Braketli montaj sistemine sahiptir.
- 220-240V / 50-60Hz enerji girişli.
- Akıllı soğutma tasarımı.
- Dar, orta ve geniş açı seçenekleri mevcuttur.
- 10 metre yüksekliğe kadar aydınlatma sağlar.
- 2 kablo giriş terminali ile armatürler arası atlama yapılabilir.
- Silikon contalar ile IP koruması sorunsuz sağlar.
- Tüm dış vidalar paslanmazdır.
- Çift katmanlı polyester toz boya sayesinde korozyona ve tuza dayanıklı.
- 123lm/W'a kadar ulaşan verim.
- Yüksek renk uyumu: <3 SDCM
- Armatürde paslanmaz kablo rekoru kullanılmaktadır ve 220V ana şebeke kablosunda IP68 korumalı konnektör bulunmaktadır.-- Mekanik kilitleme sistemi.
- DALI ve 1-10V Dim seçenekleri mevcuttur.
- Yüksek soğutma kapasitesi sayesinde Panda yüksek Ta sıcaklık değerlerine sahip ortamlarda da rahatça çalışır.



# Pluto L

LGT.110.100



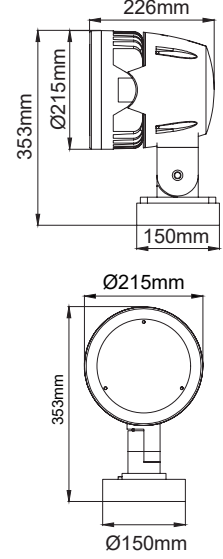
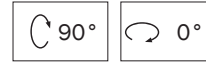
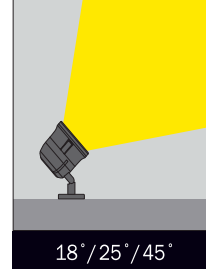
Order Code	LED Type	System Power	mA	No of Leds	Lumen Tc=60°	Kelvin
LGT.110.100.10	Power LED	36W	600mA	18	4165	2700K
LGT.110.100.11	Power LED	36W	600mA	18	4250	3000K
LGT.110.100.12	Power LED	36W	600mA	18	4335	3500K
LGT.110.100.13	Power LED	36W	600mA	18	4425	4000K
LGT.110.100.14	Power LED	36W	600mA	18	4555	6000K
LGT.110.100.15	Power LED	28W	600mA	18	1890	Red
LGT.110.100.16	Power LED	41W	600mA	18	2385	Green
LGT.110.100.17	Power LED	37W	600mA	18	1080	Blue
LGT.110.100.18	Power LED	28W	600mA	18	1110	Amber

- Direct lighting luminaire for use with LEDs.
- Corrosion resistant die-cast aluminium body.
- Installation with bracket on floor, walls and ceiling surfaces.
- Mains voltage: 220-240V / 50-60Hz.
- Clever thermal design.
- Spot, medium and wide beam angles available.
- Suitable for illumination up to 15 meter height.
- Optionally 2 cable entries for through-wiring of mains supply cable.
- Internal silicon gaskets ensure IP protection.
- All external screws are stainless steel.
- Double layer polyester powder paint resistant to corrosion and salt spray fog.
- Up to 123lm/W efficiency.
- High colour consistency: <3 SDCM
- Stainless steel cable gland and mains cable provided with IP68 socket.
- Mechanical aiming lock.
- DALI and 1-10V dimming options available.
- Due to high heatsink capacity, Panda can operate in high Ta temperature conditions.

- Led'li simetrik ışık çıkışlı projektör armatür.
- Korozyona dayanıklı alüminyum enjeksiyon gövde.
- Braketli montaj sistemine sahiptir.
- 220-240V / 50-60Hz enerji girişli.
- Akıllı soğutma tasarımı.
- Dar, orta ve geniş açı seçenekleri mevcuttur.
- 15 metre yüksekliğe kadar aydınlatma sağlanır.
- 2 kablo giriş terminali ile armatürler arası atama yapılabilir.
- Silikon contalar ile IP koruması sorunsuz sağlanır.
- Tüm dış vidalar paslanmazdır.
- Çift katmanlı polyester toz boya sayesinde korozyona ve tuza dayanıklı.
- 123lm/W'a kadar ulaşan verim.
- Yüksek renk uyumu: <3 SDCM
- Armatürde paslanmaz kablo rekoru kullanılmaktadır ve 220V ana şebeke kablosunda IP68 korumalı konektör bulunmaktadır.
- Mekanik kilitleme sistemi.
- DALI ve 1-10V Dim seçenekleri mevcuttur.
- Yüksek soğutma kapasitesi sayesinde Panda yüksek Ta sıcaklık değerlerine sahip ortamlarda da rahatça çalışır.

# Pluto XL

LGT.110.100



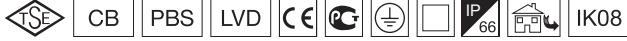
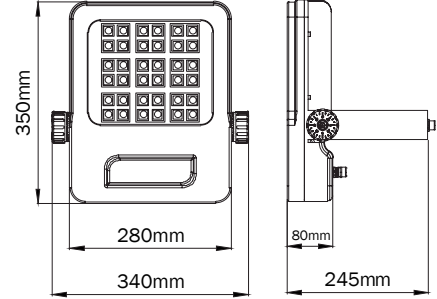
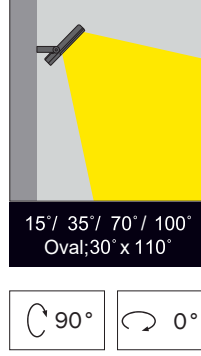
Order Code	LED Type	System Power	mA	No of Leds	Lumen Tc=60°	Kelvin
LGT.110.100.01	Power LED	60W	700mA	27	6740	2700K
LGT.110.100.02	Power LED	60W	700mA	27	6875	3000K
LGT.110.100.03	Power LED	60W	700mA	27	7015	3500K
LGT.110.100.04	Power LED	60W	700mA	27	7160	4000K
LGT.110.100.05	Power LED	60W	700mA	27	7375	6000K
LGT.110.100.06	Power LED	67W	700mA	27	3100	Red
LGT.110.100.07	Power LED	64W	700mA	27	3890	Green
LGT.110.100.08	Power LED	61W	700mA	27	2020	Blue
LGT.110.100.09	Power LED	47W	700mA	27	1820	Amber

- Direct lighting luminaire for use with LEDs.
- Corrosion resistant die-cast aluminium body.
- Installation with bracket on floor, walls and ceiling surfaces.
- Mains voltage: 220-240V / 50-60Hz.
- Clever thermal design.
- Spot, medium and wide beam angles available.
- Suitable for illumination up to 20 meter height.
- Optionally 2 cable entries for through-wiring of mains supply cable.
- Internal silicon gaskets ensure IP protection.
- All external screws are stainless steel.
- Double layer polyester powder paint resistant to corrosion and salt spray fog.
- Up to 120lm/W efficiency.
- High colour consistency: <3 SDCM
- Stainless steel cable gland and mains cable provided with IP68 socket.
- Mechanical aiming lock.
- DALI and 1-10V dimming options available.
- Due to high heatsink capacity, Panda can operate in high Ta temperature conditions.

- Led'li simetrik ışık çıkışlı projektör armatür.
- Korozyona dayanıklı alüminyum enjeksiyon gövde.
- Braketli montaj sistemine sahiptir.
- 220-240V / 50-60Hz enerji girişi.
- Akıllı soğutma tasarımı.
- Dar, orta ve geniş açı seçenekleri mevcuttur.
- 20 metre yüksekliğe kadar aydınlatma sağlar.
- 2 kablo giriş terminali ile armatürler arası atlama yapılabilir.
- Silikon contalar ile IP koruması sorunsuz sağlar.
- Tüm dış vidalar paslanmazdır.
- Çift katmanlı polyester toz boya sayesinde korozyona ve tuza dayanıklı.
- 120lm/W'a kadar ulaşan verim.
- Yüksek renk uyumu: <3 SDCM
- Armatürde paslanmaz kablo rekoru kullanılmaktadır ve 220V ana şebeke kablosunda IP68 korumalı konnektör bulunmaktadır.
- Mekanik kilitleme sistemi.
- DALI ve 1-10V Dim seçenekleri mevcuttur.
- Yüksek soğutma kapasitesi sayesinde Panda yüksek Ta sıcaklık değerlerine sahip ortamlarda da rahatça çalışır.

# Uranus S

LGT.110.103



Order Code	System Power	Kelvin	Driving Current	DALI Dimming Opt.	1-10V DALI Dimming Opt.
LGT.110.103.01	100W	2700K	825mA	✓	✓
LGT.110.103.02	75W	3000K 3500K	625mA	✓	✓
LGT.110.103.03	50W	4000K	425mA	✓	✓
LGT.110.103.04	25W	6000K	225mA	✓	✓

Order Code	LGT.110.103.05
Light Color Source	2700K-6000K Tunable White
LED Quantity	36
Beam Angle	15°/35°/70°/100°/Oval;30°x110°
Digital Interface	Standart DMX Protocol
Connector	CASAMBI

Order Code	LGT.110.103.06
Light Color Source	RGBW 4 in 1 Power LED
LED Quantity	12
Beam Angle	15°/35°/70°/100°/Oval;30°x110°
Digital Interface	Standart DMX Protocol

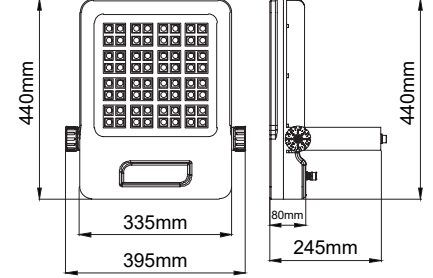
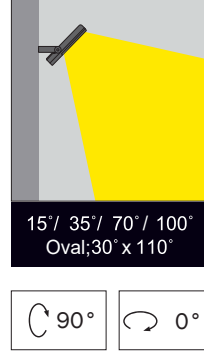
- Direct lighting luminaire for use with LEDs.
- Corrosion resistant die-cast aluminium body.
- Installation with bracket on floor, walls and ceiling surfaces.
- Mains voltage: 220-240V / 50-60Hz.
- Clever thermal design with internal cooling pins.
- Spot, medium, wide, wide flood and oval beam angles available.
- Suitable for illumination up to 20 meter height.
- Optionally 2 cable entries for through-wiring of mains supply cable.
- Internal silicon gaskets ensure IP protection.
- All external screws are stainless steel.
- Double layer polyester powder paint resistant to corrosion and salt spray fog.
- Up to 139lm/W efficiency.
- High colour consistency: <3 SDCM
- Stainless steel cable gland and mains cable provided with IP68 socket.
- Mechanical aiming lock.
- DALI and 1-10V dimming options available.
- Due to high heatsink capacity, Mini Herkül can operate in high Ta temperature conditions.

- Led'li simetrik ışık çıkışlı projektör armatür.
- Korozyona dayanıklı alüminyum enjeksiyon gövde.
- Braketli montaj sistemine sahiptir.
- 220-240V / 50-60Hz enerji girişli.
- İç soğutma pinlerine sahip akıllı soğutma tasarımı.
- Dar, orta, geniş, çok geniş ve oval açılı seçenekleri mevcuttur.
- 20 metre yüksekliğe kadar aydınlatma sağlar.
- Opsiyonel olarak 2 kablo giriş terminali ile armatürler arası atlama yapılabilir.
- Silikon contalar ile IP koruması sorunsuz sağlar.
- Tüm dış vidalar paslanmazdır.
- Çift katmanlı polyester toz boya sayesinde korozyona ve tuza dayanıklı.
- 139lm/W'a kadar ulaşan verim.
- Yüksek renk uyumu: <3 SDCM
- Armatürde paslanmaz kablo rekoru kullanılmaktadır ve 220V ana şebeke kablosunda IP68 korumalı konektör bulunmaktadır.
- Mekanik kilitleme sistemi.
- DALI ve 1-10V Dim seçenekleri mevcuttur.
- Yüksek soğutma kapasitesi sayesinde Mini Herkül yüksek Ta sıcaklık değerlerine sahip ortamlarda da rahatça çalışır.



# Uranus X

LGT.110.102



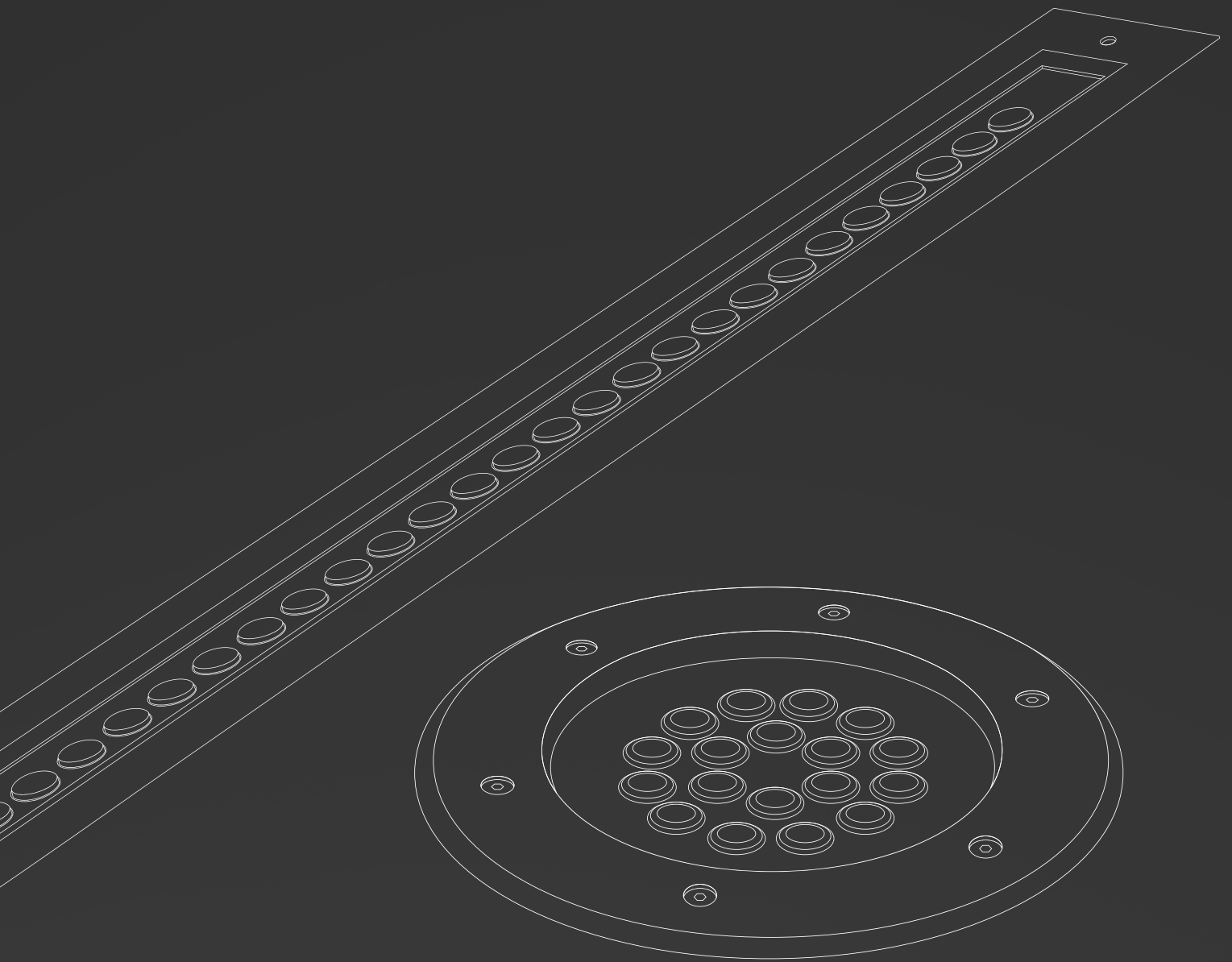
Order Code	System Power	Kelvin	Driving Current	DALI Dimming Opt.	1-10V DALI Dimming Opt.
LGT.110.102.01	200W	2700K	650mA	✓	✓
LGT.110.102.02	175W	3000K 3500K	750mA	✓	✓
LGT.110.102.03	150W	4000K	850mA	✓	✓
LGT.110.102.04	125W	6000K	950mA	✓	✓

Order Code	LGT.110.102.05
Light Color Source	2700K-6000K Tunable White
LED Quantity	64
Beam Angle	15°/35°/70°/100°/Oval;30°x110°
Digital Interface	Standart DMX Protocol
Connector	CASAMBI

Order Code	LGT.110.102.06
Light Color Source	RGBW 4 in 1 Power LED
LED Quantity	24
Beam Angle	15°/35°/70°/100°/Oval;30°x110°
Digital Interface	Standart DMX Protocol

- Direct lighting luminaire for use with LEDs.
- Corrosion resistant die-cast aluminium body.
- Installation with bracket on floor, walls and ceiling surfaces.
- Mains voltage: 220-240V / 50-60Hz.
- Clever thermal design with internal cooling pins.
- Spot, medium, wide, wide flood and oval beam angles available.
- Suitable for illumination up to 20 meter height.
- Optionally 2 cable entries for through-wiring of mains supply cable.
- Internal silicon gaskets ensure IP protection.
- All external screws are stainless steel.
- Double layer polyester powder paint resistant to corrosion and salt spray fog.
- Up to 139lm/W efficiency.
- High colour consistency: <3 SDCM
- Stainless steel cable gland and mains cable provided with IP68 socket.
- Mechanical aiming lock.
- DALI and 1-10V dimming options available.
- Due to high heatsink capacity, Mini Herkül can operate in high Ta temperature conditions.

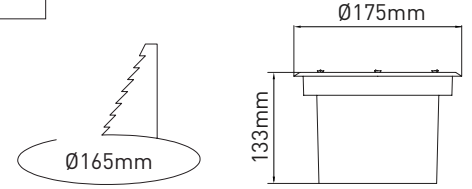
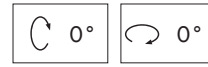
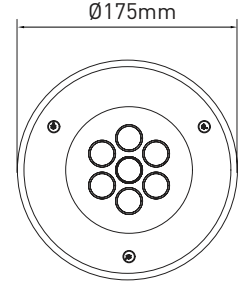
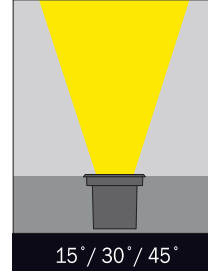
- Led'li simetrik ışık çıkışlı projektör armatür.
- Korozyona dayanıklı alüminyum enjeksiyon gövde.
- Braketli montaj sistemine sahiptir.
- 220-240V / 50-60Hz enerji girişi.
- İç soğutma pinlerine sahip akıllı soğutma tasarımı.
- Dar, orta, geniş, çok geniş ve oval açi seçenekleri mevcuttur.
- 20 metre yüksekliğe kadar aydınlatma sağlar.
- Opsiyonel olarak 2 kablo giriş terminali ile armatürler arası atlama yapılabilir.
- Silikon contalar ile IP koruması sorunsuz sağlar.
- Tüm dış vidalar paslanmazdır.
- Çift katmanlı polyester toz boya sayesinde korozyona ve tuza dayanıklı.
- 139lm/W'a kadar ulaşan verim.
- Yüksek renk uyumu: <3 SDCM
- Armatürde paslanmaz kablo rekoru kullanılmaktadır ve 220V ana şebeke kablosunda IP68 korumalı konnektör bulunmaktadır.
- Mekanik kilitleme sistemi.
- DALI ve 1-10V Dim seçenekleri mevcuttur.
- Yüksek soğutma kapasitesi sayesinde Mini Herkül yüksek Ta sıcaklık değerlerine sahip ortamlarda da rahatça çalışır.



# In-Ground Luminaires

# Nebula M

LGT.120.100



Order Code	LED Type	System Power	mA	No of Leds	Lumen Tc=60°	Kelvin
LGT.120.100.40	Power LED	9W	350mA	7	1084	2700K
LGT.120.100.41	Power LED	9W	350mA	7	1106	3000K
LGT.120.100.42	Power LED	9W	350mA	7	1129	3500K
LGT.120.100.43	Power LED	9W	350mA	7	1152	4000K
LGT.120.100.44	Power LED	9W	350mA	7	1185	6000K
LGT.120.100.45	Power LED	7W	350mA	7	494	Red
LGT.120.100.46	Power LED	10W	350mA	7	767	Green
LGT.120.100.47	Power LED	9W	350mA	7	319	Blue
LGT.120.100.48	Power LED	7W	350mA	7	335	Amber

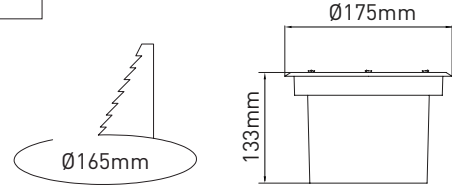
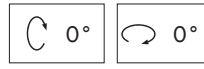
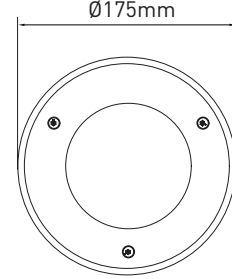
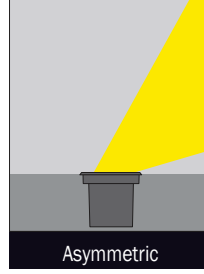
- Complete stainless steel body.
- 316 grade stainless steel frame.
- Installation with plastic outer housing.
- Mains voltage: 220-240V / 50-60Hz.
- Spot, medium, medium flood, wide and wide flood beam angles available.
- Max. Weight resistance : 3000KG
- Convenient to be used with COB led.
- Led colour temperatures are optionally 2700K, 3000K, 3500K, 4000K and 5000K.
- Thermal shock resistant safety glass.
- Weatherproof and durable silicone rubber gasket.
- All external screws are stainless steel.
- High colour consistency: <3 SDCM
- Up to 119lm/W efficiency.

- Komple paslanmaz gövdeli.
- 316 kalite paslanmaz çerçeve.
- 220-240V / 50-60Hz enerji girişli.
- Dar, orta, orta geniş, geniş ve çok geniş açı seçenekleri mevcuttur.
- Max. Taşıma ağırlığı : 3000kg
- COB Led ile kullanıma uygundur.
- 2700K, 3000K, 3500K, 4000K ve 5000K renk sıcaklığı seçenekleri mevcuttur.
- Termal şoka dayanıklı tamperli cam.
- Su geçirmezliği sağlayan silikon conta.
- Tüm dış civatalar paslanmaz çelik.
- Yüksek LED renk uyumu: <3 SDCM
- 119lm/W'a kadar ulaşan verim.



# Nebula M Asymmetric

LGT.120.100



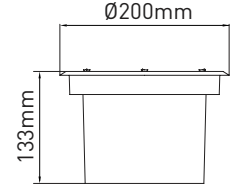
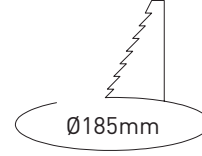
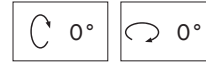
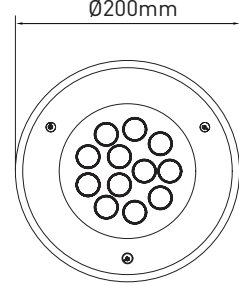
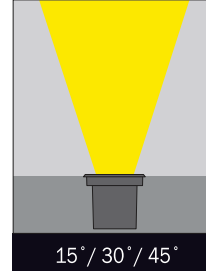
Order Code	LED Type	System Power	No of Leds	Lumen Tc=60°	Kelvin
LGT.120.100.50	Power LED	7W	6	939	2700K
LGT.120.100.51	Power LED	7W	6	958	3000K
LGT.120.100.52	Power LED	7W	6	978	3500K
LGT.120.100.53	Power LED	7W	6	998	4000K
LGT.120.100.54	Power LED	7W	6	1028	6000K
LGT.120.100.55	Power LED	6W	6	430	Red
LGT.120.100.56	Power LED	8W	6	660	Green
LGT.120.100.57	Power LED	7W	6	278	Blue
LGT.120.100.58	Power LED	6W	6	289	Amber

- Complete stainless steel body.
- 316 grade stainless steel frame.
- Installation with plastic outer housing.
- Mains voltage: 220-240V / 50-60Hz.
- Spot, medium, medium flood, wide and wide flood beam angles available.
- Max. Weight resistance : 3000KG
- Convenient to be used with COB led.
- Led colour temperatures are optionally 2700K, 3000K, 3500K, 4000K and 5000K.
- Thermal shock resistant safety glass.
- Weatherproof and durable silicone rubber gasket.
- All external screws are stainless steel.
- High colour consistency: <3 SDCM
- Up to 119lm/W efficiency.

- Komple paslanmaz gövdeli.
- 316 kalite paslanmaz çerçeve.
- 220-240V / 50-60Hz enerji giriřli.
- Dar, orta, orta geniş, geniş ve çok geniş açı seçenekleri mevcuttur.
- Max. Tařıma ağırlığı : 3000kg
- COB Led ile kullanıma uygundur.
- 2700K, 3000K, 3500K, 4000K ve 5000K renk sıcaklığı seçenekleri mevcuttur.
- Termal řoka dayanıklı tamperli cam.
- Su geçirmezlięi saęlayan silikon conta.
- Tüm dıř civatalar paslanmaz çelik.
- Yüksek LED renk uyumu: <3 SDCM
- 119lm/W'a kadar ulařan verim.

# Nebula L

LGT.120.100



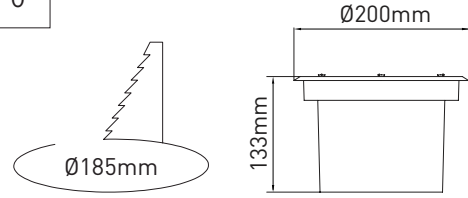
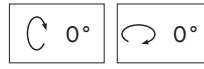
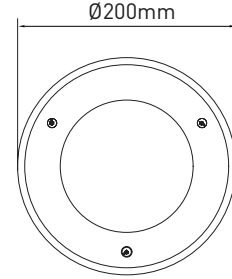
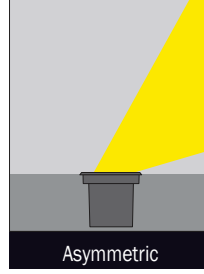
Order Code	LED Type	System Power	mA	No of Leds	Lumen Tc=60°	Kelvin
LGT.120.100.20	Power LED	13W	350mA	12	1574	2700K
LGT.120.100.21	Power LED	13W	350mA	12	1605	3000K
LGT.120.100.22	Power LED	13W	350mA	12	1639	3500K
LGT.120.100.23	Power LED	13W	350mA	12	1672	4000K
LGT.120.100.24	Power LED	13W	350mA	12	1722	6000K
LGT.120.100.25	Power LED	10W	350mA	12	719	Red
LGT.120.100.26	Power LED	14W	350mA	12	1071	Green
LGT.120.100.27	Power LED	13W	350mA	12	445	Blue
LGT.120.100.28	Power LED	10W	350mA	12	465	Amber

- Complete stainless steel body.
- 316 grade stainless steel frame.
- Installation with plastic outer housing.
- Mains voltage: 220-240V / 50-60Hz.
- Spot, medium, medium flood, wide and wide flood beam angles available.
- Max. Weight resistance : 3000KG
- Convenient to be used with COB led.
- Led colour temperatures are optionally 2700K, 3000K, 3500K, 4000K and 5000K.
- Thermal shock resistant safety glass.
- Weatherproof and durable silicone rubber gasket.
- All external screws are stainless steel.
- High colour consistency: <3 SDCM
- Up to 119lm/W efficiency.

- Komple paslanmaz gövdeli.
- 316 kalite paslanmaz çerçeve.
- 220-240V / 50-60Hz enerji girişli.
- Dar, orta, orta geniş, geniş ve çok geniş açı seçenekleri mevcuttur.
- Max. Taşıma ağırlığı : 3000kg
- COB Led ile kullanıma uygundur.
- 2700K, 3000K, 3500K, 4000K ve 5000K renk sıcaklığı seçenekleri mevcuttur.
- Termal şoka dayanıklı tamperli cam.
- Su geçirmezliği sağlayan silikon conta.
- Tüm dış civatalar paslanmaz çelik.
- Yüksek LED renk uyumu: <3 SDCM
- 119lm/W'a kadar ulaşan verim.

# Nebula L Asymmetric

LGT.120.100



Order Code	LED Type	System Power	No of Leds	Lumen Tc=60°	Kelvin
LGT.120.100.30	Power LED	10W	9	1195	2700K
LGT.120.100.31	Power LED	10W	9	1220	3000K
LGT.120.100.32	Power LED	10W	9	1245	3500K
LGT.120.100.33	Power LED	10W	9	1271	4000K
LGT.120.100.34	Power LED	10W	9	1309	6000K
LGT.120.100.35	Power LED	8W	9	546	Red
LGT.120.100.36	Power LED	11W	9	814	Green
LGT.120.100.37	Power LED	10W	9	341	Blue
LGT.120.100.38	Power LED	8W	9	357	Amber

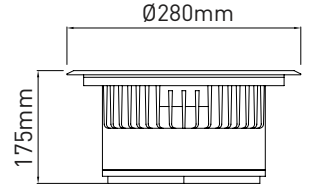
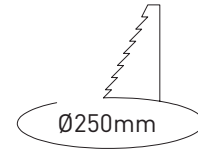
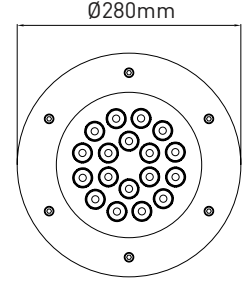
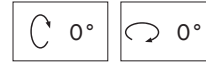
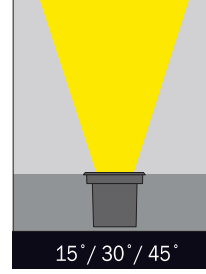
- Complete stainless steel body.
- 316 grade stainless steel frame.
- Installation with plastic outer housing.
- Mains voltage: 220-240V / 50-60Hz.
- Spot, medium, medium flood, wide and wide flood beam angles available.
- Max. Weight resistance : 3000KG
- Convenient to be used with COB led.
- Led colour temperatures are optionally 2700K, 3000K, 3500K, 4000K and 5000K.
- Thermal shock resistant safety glass.
- Weatherproof and durable silicone rubber gasket.
- All external screws are stainless steel.
- High colour consistency: <3 SDCM
- Up to 119lm/W efficiency.

- Komple paslanmaz gövdeli.
- 316 kalite paslanmaz çerçeve.
- 220-240V / 50-60Hz enerji giriřli.
- Dar, orta, orta geniş, geniş ve çok geniş açı seçenekleri mevcuttur.
- Max. Tařıma ağırlığı : 3000kg
- COB Led ile kullanıma uygundur.
- 2700K, 3000K, 3500K, 4000K ve 5000K renk sıcaklığı seçenekleri mevcuttur.
- Termal řoka dayanıklı tamperli cam.
- Su geçirmezlięi saęlayan silikon conta.
- Tüm dıř civatalar paslanmaz çelik.
- Yüksek LED renk uyumu: <3 SDCM
- 119lm/W'a kadar ulařan verim.



# Nebula X

LGT.120.100



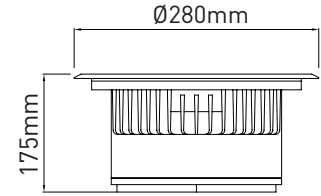
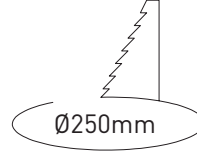
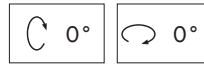
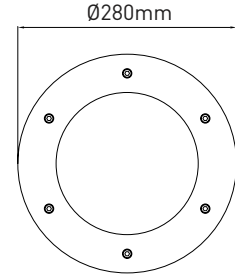
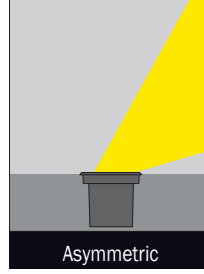
Order Code	LED Type	System Power	mA	No of Leds	Lumen Tc=60°	Kelvin
LGT.120.100.01	Power LED	22W	1050mA	18	2655	2700K
LGT.120.100.02	Power LED	22W	1050mA	18	2715	3000K
LGT.120.100.03	Power LED	22W	1050mA	18	2770	3500K
LGT.120.100.04	Power LED	22W	1050mA	18	2825	4000K
LGT.120.100.05	Power LED	22W	1050mA	18	2910	6000K
LGT.120.100.06	Power LED	17W	1050mA	18	1215	Red
LGT.120.100.07	Power LED	23W	1050mA	18	1890	Green
LGT.120.100.08	Power LED	22W	1050mA	18	785	Blue
LGT.120.100.09	Power LED	17W	1050mA	18	820	Amber

- Complete stainless steel body.
- 316 grade stainless steel frame.
- Installation with plastic outer housing.
- Mains voltage: 220-240V / 50-60Hz.
- Spot, medium, medium flood, wide and wide flood beam angles available.
- Max. Weight resistance : 3000KG
- Convenient to be used with COB led.
- Led colour temperatures are optionally 2700K, 3000K, 3500K, 4000K and 5000K.
- Thermal shock resistant safety glass.
- Weatherproof and durable silicone rubber gasket.
- All external screws are stainless steel.
- High colour consistency: <3 SDCM
- Up to 119lm/W efficiency.

- Komple paslanmaz gövdeli.
- 316 kalite paslanmaz çerçeve.
- 220-240V / 50-60Hz enerji girişli.
- Dar, orta, orta geniş, geniş ve çok geniş açı seçenekleri mevcuttur.
- Max. Taşıma ağırlığı : 3000kg
- COB Led ile kullanıma uygundur.
- 2700K, 3000K, 3500K, 4000K ve 5000K renk sıcaklığı seçenekleri mevcuttur.
- Termal şoka dayanıklı tamperli cam.
- Su geçirmezliği sağlayan silikon conta.
- Tüm dış civatalar paslanmaz çelik.
- Yüksek LED renk uyumu: <3 SDCM
- 119lm/W'a kadar ulaşan verim.

# Nebula X Asymmetric

LGT.120.100



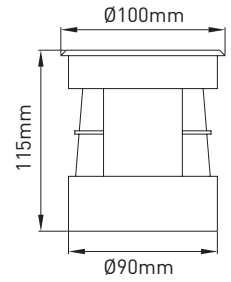
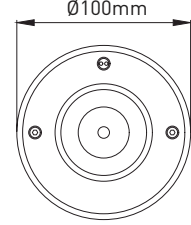
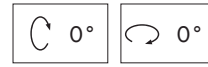
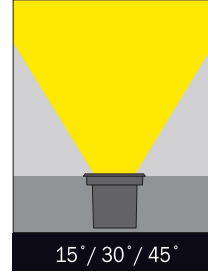
Order Code	LED Type	System Power	No of Leds	Lumen Tc=60°	Kelvin
LGT.120.100.10	Power LED	15W	12	1800	2700K
LGT.120.100.11	Power LED	15W	12	1835	3000K
LGT.120.100.12	Power LED	15W	12	1873	3500K
LGT.120.100.13	Power LED	15W	12	1911	4000K
LGT.120.100.14	Power LED	15W	12	1970	6000K
LGT.120.100.15	Power LED	11W	12	819	Red
LGT.120.100.16	Power LED	16W	12	1275	Green
LGT.120.100.17	Power LED	15W	12	530	Blue
LGT.120.100.18	Power LED	11W	12	550	Amber

- Complete stainless steel body.
- 316 grade stainless steel frame.
- Installation with plastic outer housing.
- Mains voltage: 220-240V / 50-60Hz.
- Spot, medium, medium flood, wide and wide flood beam angles available.
- Max. Weight resistance : 3000KG
- Convenient to be used with COB led.
- Led colour temperatures are optionally 2700K, 3000K, 3500K, 4000K and 5000K.
- Thermal shock resistant safety glass.
- Weatherproof and durable silicone rubber gasket.
- All external screws are stainless steel.
- High colour consistency: <3 SDCM
- Up to 119lm/W efficiency.

- Komple paslanmaz gövdeli.
- 316 kalite paslanmaz çerçeve.
- 220-240V / 50-60Hz enerji girişli.
- Dar, orta, orta geniş, geniş ve çok geniş açı seçenekleri mevcuttur.
- Max. Taşıma ağırlığı : 3000kg
- COB Led ile kullanıma uygundur.
- 2700K, 3000K, 3500K, 4000K ve 5000K renk sıcaklığı seçenekleri mevcuttur.
- Termal şoka dayanıklı tamperli cam.
- Su geçirmezliği sağlayan silikon conta.
- Tüm dış civatalar paslanmaz çelik.
- Yüksek LED renk uyumu: <3 SDCM
- 119lm/W'a kadar ulaşan verim.

# Meteor S

LGT.120.101



Order Code	System Power	Kelvin	Lumen Output	DALI Dimming Opt.	1-10V DALI Dimming Opt.
LGT.120.101.10	3W	2700K	381	✓	✓
LGT.120.101.11	3W	3000K	389	✓	✓
LGT.120.101.12	3W	3500K	397	✓	✓
LGT.120.101.13	3W	4000K	405	✓	✓
LGT.120.100.14	3W	5000K	417	✓	✓

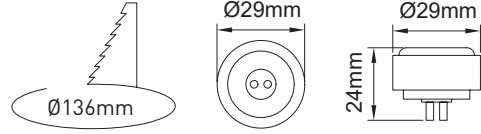
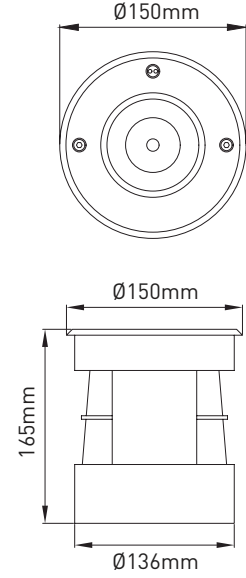
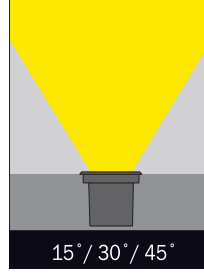
- Die-Cast Aluminium body.
- 316 grade stainless steel frame.
- Installation with plastic outer housing.
- Outer key enables fitting to tilt without opening inside.
- Mains voltage: 220-240V / 50-60Hz.
- Spot, medium and wide beam angles available.
- Max. Weight resistance : 2000KG
- Convenient to be used with COB led.
- Led colour temperatures are optionally 2700K, 3000K, 3500K, 4000K and 5000K.
- Thermal shock resistant safety glass.
- Weatherproof and durable silicone rubber gasket.
- All external screws are stainless steel.
- High colour consistency: <3 SDCM
- Up to 135lm/W efficiency.

- Alüminyum enjeksiyon gövdeli.
- 316 kalite paslanmaz çerçeve.
- Dış montaj plastik kasası sayesinde kolay uygulama özelliği.
- Dış özel alyan anahtar sistemi sayesinde aydınlatma yönü armatürün içini açmadan değiştirilebilir.
- 220-240V / 50-60Hz enerji girişli.
- Dar, orta ve geniş açı seçenekleri mevcuttur.
- Max. Taşıma ağırlığı : 2000kg
- COB Led ile kullanıma uygundur.
- 2700K, 3000K, 3500K, 4000K ve 5000K renk sıcaklığı seçenekleri mevcuttur.
- Termal şoka dayanıklı tamperli cam.
- Su geçirmezliği sağlayan silikon conta.
- Tüm dış civatalar paslanmaz çelik.
- Yüksek LED renk uyumu: <3 SDCM
- 135lm/W'a kadar ulaşan verim.



# Meteor

LGT.120.101



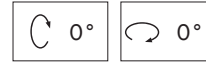
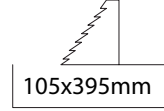
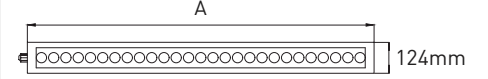
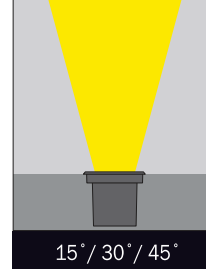
Order Code	System Power	Kelvin	Lumen Output	DALI Dimming Opt.	1-10V DALI Dimming Opt.
LGT.120.101.01	6W	2700K	762	✓	✓
LGT.120.101.02	6W	3000K	778	✓	✓
LGT.120.101.03	6W	3500K	794	✓	✓
LGT.120.101.04	6W	4000K	810	✓	✓
LGT.120.100.05	6W	5000K	834	✓	✓

- Die-Cast Aluminium body.
- 316 grade stainless steel frame.
- Installation with plastic outer housing.
- Outer key enables fitting to tilt without opening inside.
- Mains voltage: 220-240V / 50-60Hz.
- Spot, medium and wide beam angles available.
- Max. Weight resistance : 2000KG
- Convenient to be used with COB led.
- Led colour temperatures are optionally 2700K, 3000K, 3500K, 4000K and 5000K.
- Thermal shock resistant safety glass.
- Weatherproof and durable silicone rubber gasket.
- All external screws are stainless steel.
- High colour consistency: <3 SDCM
- Up to 135lm/W efficiency.

- Alüminyum enjeksiyon gövdeli.
- 316 kalite paslanmaz çerçeve.
- Dış montaj plastik kasası sayesinde kolay uygulama özelliği.
- Dış özel alyan anahtar sistemi sayesinde aydınlatma yönü armatürün içini açmadan değiştirilebilir.
- 220-240V / 50-60Hz enerji girişli.
- Dar, orta ve geniş açı seçenekleri mevcuttur.
- Max. Taşıma ağırlığı : 2000kg
- COB Led ile kullanıma uygundur.
- 2700K, 3000K, 3500K, 4000K ve 5000K renk sıcaklığı seçenekleri mevcuttur.
- Termal şoka dayanıklı tamperli cam.
- Su geçirmezliği sağlayan silikon conta.
- Tüm dış civatalar paslanmaz çelik.
- Yüksek LED renk uyumu: <3 SDCM
- 135lm/W'a kadar ulaşan verim.

# Asteroid M

LGT.120.102



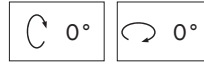
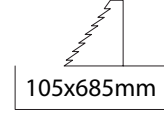
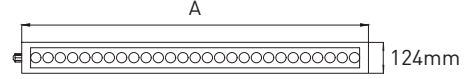
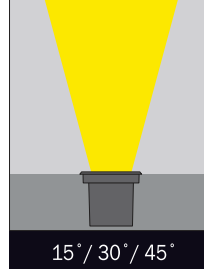
Order Code	LED Type	System Power	mA	No of Leds	Lumen Tc=60°	Kelvin	Length (A)
LGT.120.102.20	Power LED	11W	350mA	9	1362	2700K	420mm
LGT.120.102.21	Power LED	11W	350mA	9	1390	3000K	420mm
LGT.120.102.22	Power LED	11W	350mA	9	1418	3500K	420mm
LGT.120.102.23	Power LED	11W	350mA	9	1447	4000K	420mm
LGT.120.102.24	Power LED	11W	350mA	9	1490	6000K	420mm
LGT.120.102.25	Power LED	8W	350mA	9	637	Red	420mm
LGT.120.102.26	Power LED	11W	350mA	9	984	Green	420mm
LGT.120.102.27	Power LED	11W	350mA	9	420	Blue	420mm
LGT.120.102.28	Power LED	8W	350mA	9	463	Amber	420mm

- Outdoor on floor luminaire with high protection class.
- Safe structures through the tempered pressure resistant glasses.
- Easy applicable luminaires through the inground recessed boxes.
- Max weight resistance : 2000 Kg.
- Led colour temperatures optionally 2700K, 3000K, 3500K, 4000K and 6000K.
- 316 grade Stainless steel frame.
- Symmetrical light distribution with 15°, 30° and 45°.
- Can be mounted on ground, pavement and wall surfaces.
- Consists of main body and outer casing.
- All external screws are Stainless steel.

- Yüksek koruma sınıflı dış mekan yer spotu.
- Basınca dayanıklı kalın tamperli camı sayesinde dış mekanda güvenle kullanabilirsiniz.
- Zemin sıva altı kasaları sayesinde uzun ömürlüdür.
- Max. taşıma ağırlığı : 3000 Kg.
- 2700, 3000K, 3500K, 4000K ve 5000K renk sıcaklığı seçenekleri mevcuttur.
- 316 kalite paslanmaz çerçeve.
- 15°, 30° ve 45° alternatifleri bulunan simetrik ışık çıkışı.
- Toprak zemin, beton zemin ve duvara monte edilebilir.
- Ana gövde ve dış montaj gövdesinden oluşmaktadır.
- Tüm dış vidalar paslanmazdır.

# Asteroid L

LGT.120.102



Order Code	LED Type	System Power	mA	No of Leds	Lumen Tc=60°	Kelvin	Length (A)
LGT.120.102.10	Power LED	22W	350mA	18	2724	2700K	710mm
LGT.120.102.11	Power LED	22W	350mA	18	2780	3000K	710mm
LGT.120.102.12	Power LED	22W	350mA	18	2836	3500K	710mm
LGT.120.102.13	Power LED	22W	350mA	18	2895	4000K	710mm
LGT.120.102.14	Power LED	22W	350mA	18	2980	6000K	710mm
LGT.120.102.15	Power LED	16W	350mA	18	1274	Red	710mm
LGT.120.102.16	Power LED	23W	350mA	18	1968	Green	710mm
LGT.120.102.17	Power LED	22W	350mA	18	840	Blue	710mm
LGT.120.102.18	Power LED	16W	350mA	18	926	Amber	710mm

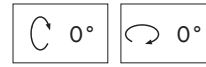
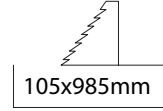
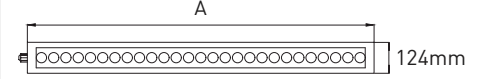
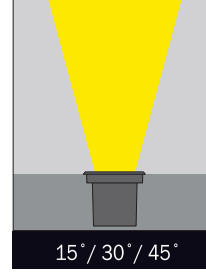
- Outdoor on floor luminaire with high protection class.
- Safe structures through the tempered pressure resistant glasses.
- Easy applicable luminaires through the inground recessed boxes.
- Max weight resistance : 2000 Kg.
- Led colour temperatures optionally 2700K, 3000K, 3500K, 4000K and 6000K.
- 316 grade Stainless steel frame.
- Symmetrical light distribution with 15°, 30° and 45°.
- Can be mounted on ground, pavement and wall surfaces.
- Consists of main body and outer casing.
- All external screws are Stainless steel.

- Yüksek koruma sınıfı dış mekan yer spotu.
- Basınca dayanıklı kalın temperli camı sayesinde dış mekanda güvenle kullanabilirsiniz.
- Zemin sıva altı kasaları sayesinde uzun ömürlüdür.
- Max. taşıma ağırlığı : 3000 Kg.
- 2700, 3000K, 3500K, 4000K ve 5000K renk sıcaklığı seçenekleri mevcuttur.
- 316 kalite paslanmaz çerçeve.
- 15°, 30° ve 45° alternatifleri bulunan simetrik ışık çıkışı.
- Toprak zemin, beton zemin ve duvara monte edilebilir.
- Ana gövde ve dış montaj gövdesinden oluşmaktadır.
- Tüm dış vidalar paslanmazdır.



# Asteroid X

LGT.120.102



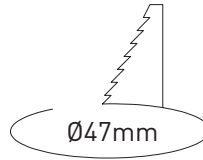
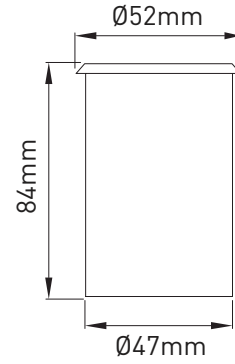
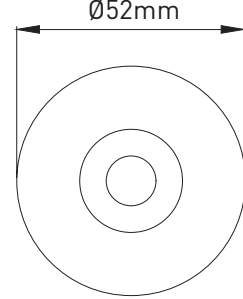
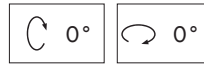
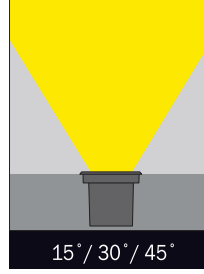
Order Code	LED Type	System Power	mA	No of Leds	Lumen Tc=60°	Kelvin	Length (A)
LGT.120.102.01	Power LED	33W	350mA	27	4086	2700K	1010mm
LGT.120.102.02	Power LED	33W	350mA	27	4170	3000K	1010mm
LGT.120.102.03	Power LED	33W	350mA	27	4254	3500K	1010mm
LGT.120.102.04	Power LED	33W	350mA	27	4342	4000K	1010mm
LGT.120.102.05	Power LED	33W	350mA	27	4470	6000K	1010mm
LGT.120.102.06	Power LED	24W	350mA	27	1911	Red	1010mm
LGT.120.102.07	Power LED	34WW	350mA	27	2952	Green	1010mm
LGT.120.102.08	Power LED	33W	350mA	27	1260	Blue	1010mm
LGT.120.102.09	Power LED	24W	350mA	27	1389	Amber	1010mm

- Outdoor on floor luminaire with high protection class.
- Safe structures through the tempered pressure resistant glasses.
- Easy applicable luminaires through the inground recessed boxes.
- Max weight resistance : 2000 Kg.
- Led colour temperatures optionally 2700K, 3000K, 3500K, 4000K and 6000K.
- 316 grade Stainless steel frame.
- Symmetrical light distribution with 15°, 30° and 45°.
- Can be mounted on ground, pavement and wall surfaces.
- Consists of main body and outer casing.
- All external screws are Stainless steel.

- Yüksek koruma sınıfı dış mekan yer spotu.
- Basınca dayanıklı kalın tamperli camı sayesinde dış mekanda güvenle kullanabilirsiniz.
- Zemin sıva altı kasaları sayesinde uzun ömürlüdür.
- Max. taşıma ağırlığı : 3000 Kg.
- 2700, 3000K, 3500K, 4000K ve 5000K renk sıcaklığı seçenekleri mevcuttur.
- 316 kalite paslanmaz çerçeve.
- 15°, 30° ve 45° alternatifleri bulunan simetrik ışık çıkışı.
- Toprak zemin, beton zemin ve duvara monte edilebilir.
- Ana gövde ve dış montaj gövdesinden oluşmaktadır.
- Tüm dış vidalar paslanmazdır.

# Step S

LGT.120.103



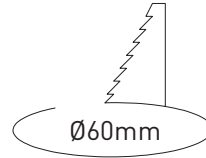
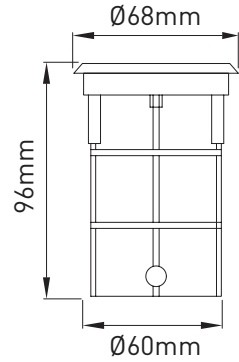
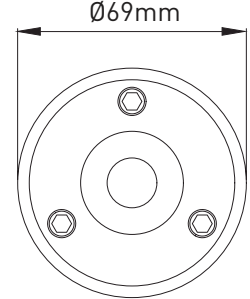
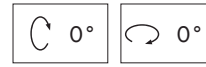
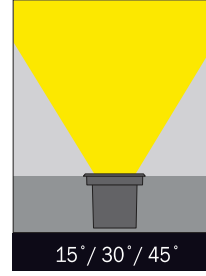
Order Code	System Power	Kelvin	Lumen Output	Driving Current	DALI Dimming Opt.	1-10V DALI Dimming Opt.
LGT.120.103.10	1,5W	2700K	218	350mA	X	X
LGT.120.103.11	1,5W	3000K	223	350mA	X	X
LGT.120.103.12	1,5W	3500K	227	350mA	X	X
LGT.120.103.13	1,5W	4000K	232	350mA	X	X
LGT.120.103.14	1,5W	6000K	239	350mA	X	X

- Die-Cast Aluminium body.
- 316 grade stainless steel frame.
- Installation with plastic outer housing.
- Mains voltage: 220-240V / 50-60Hz.
- Spot, medium and wide beam angles available.
- Max. Weight resistance : 2000KG
- Convenient to be used with power led.
- Led colour temperatures are optionally 2700K, 3000K, 3500K, 4000K and 6000K.
- Thermal shock resistant safety glass.
- Weatherproof and durable silicone rubber gasket.
- All external screws are stainless steel.
- High colour consistency: <3 SDCM
- Up to 155lm/W efficiency.

- Alüminyum enjeksiyon gövdeli.
- 316 kalite paslanmaz çerçeve.
- Dış montaj plastik kasası sayesinde kolay uygulama özelliği.
- 220-240V / 50-60Hz enerji girişi.
- Dar, orta ve geniş açı seçenekleri mevcuttur.
- Max. Taşıma ağırlığı : 2000kg
- Power Led ile kullanıma uygundur.
- 2700K, 3000K, 3500K, 4000K ve 6000K renk sıcaklığı seçenekleri mevcuttur.
- Termal şoka dayanıklı tamperli cam.
- Su geçirmezliği sağlayan silikon conta.
- Tüm dış civatalar paslanmaz çelik.
- Yüksek LED renk uyumu: <3 SDCM
- 155lm/W'a kadar ulaşan verim.

# Step

LGT.120.103

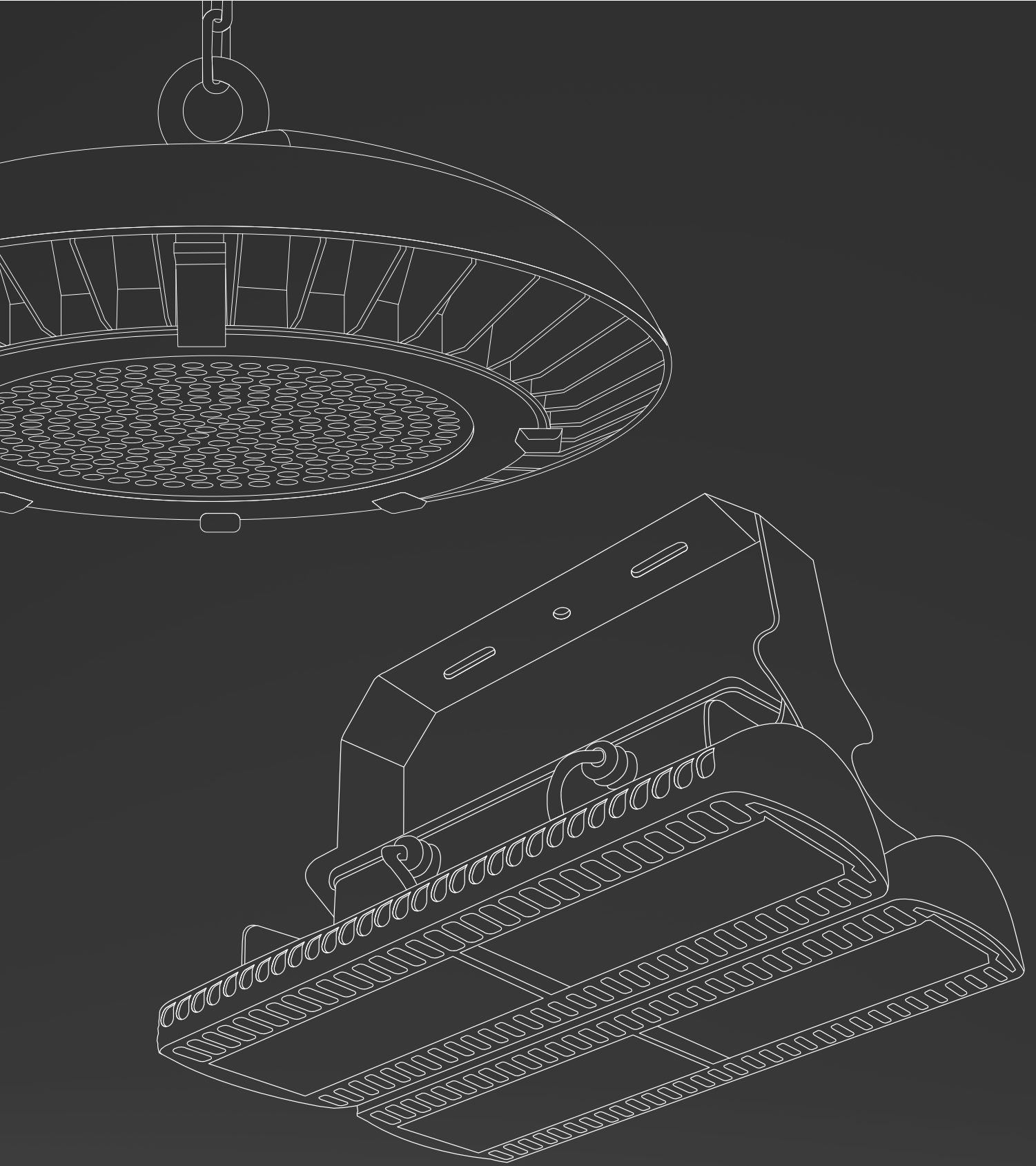


Order Code	System Power	Kelvin	Lumen Output	Driving Current	DALI Dimming Opt.	1-10V DALI Dimming Opt.
LGT.120.103.10	1,5W	2700K	218	350mA	X	X
LGT.120.103.11	1,5W	3000K	223	350mA	X	X
LGT.120.103.12	1,5W	3500K	227	350mA	X	X
LGT.120.103.13	1,5W	4000K	232	350mA	X	X
LGT.120.103.14	1,5W	6000K	239	350mA	X	X

- Die-Cast Aluminium body.
- 316 grade stainless steel frame.
- Installation with plastic outer housing.
- Mains voltage: 220-240V / 50-60Hz.
- Spot, medium and wide beam angles available.
- Max. Weight resistance : 2000KG
- Convenient to be used with power led.
- Led colour temperatures are optionally 2700K, 3000K, 3500K, 4000K and 6000K.
- Thermal shock resistant safety glass.
- Weatherproof and durable silicone rubber gasket.
- All external screws are stainless steel.
- High colour consistency: <3 SDCM
- Up to 155lm/W efficiency.

- Alüminyum enjeksiyon gövdeli.
- 316 kalite paslanmaz çerçeve.
- Dış montaj plastik kasası sayesinde kolay uygulama özelliği.
- 220-240V / 50-60Hz enerji girişi.
- Dar, orta ve geniş açı seçenekleri mevcuttur.
- Max. Taşıma ağırlığı : 2000kg
- Power Led ile kullanıma uygundur.
- 2700K, 3000K, 3500K, 4000K ve 6000K renk sıcaklığı seçenekleri mevcuttur.
- Termal şoka dayanıklı tamperli cam.
- Su geçirmezliği sağlayan silikon conta.
- Tüm dış civatalar paslanmaz çelik.
- Yüksek LED renk uyumu: <3 SDCM
- 155lm/W'a kadar ulaşan verim.

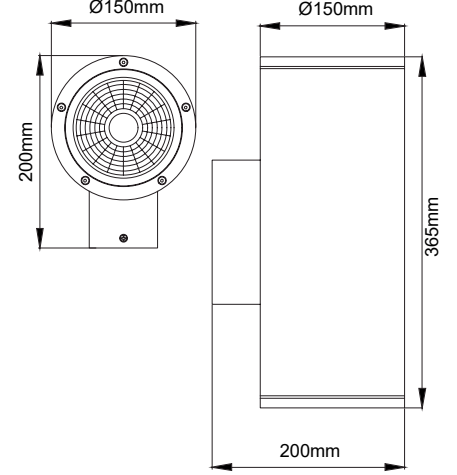
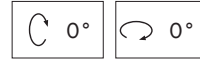
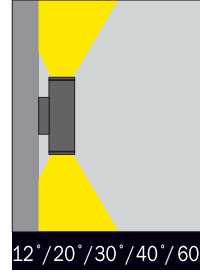





# High Bay Luminaires

# Eso

LGT.40.102



<b>Code</b>	LGT.40.102.10
<b>System Power</b>	2x40W
	2700K 2x5230
	3000K 2x5335
<b>Lumen Output from Fixture CRI&gt;80</b>	3500K 2x5445
	4000K 2x5556
	5000K 2x5720
<b>Driving Current</b>	1050mA
<b>Dali Dimming Option</b>	√
<b>1-10V Dimming Option</b>	√

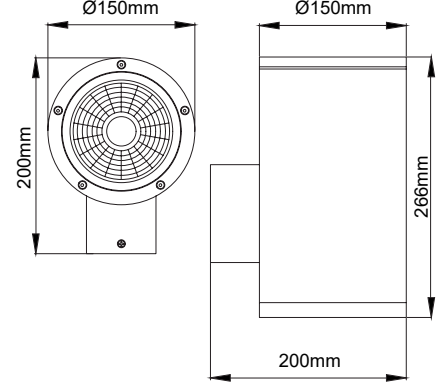
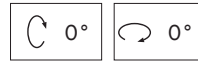
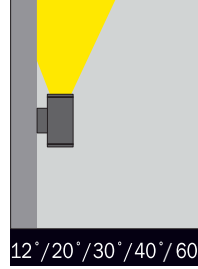


- Corrosion resistant die cast aluminium alloy.
- Installation with bracket on walls.
- Mains voltage: 220-240V / 50-60Hz.
- Spot, medium, medium flood, wide and wide flood beam angles available.
- Convenient to be used with COB led.
- Led colour temperatures are optionally 2700K, 3000K, 3500K, 4000K and 5000K.
- Thermal shock resistant safety glass.
- Weatherproof and durable silicone rubber gasket.
- Ultraviolet stabilized polyester powder coat finish in white, black, dark gray and light gray finish.
- Double layer polyester powder paint resistant to corrosion and salt spray fog.
- All external screws are stainless steel.
- High colour consistency: <3 SDCM
- Up to 139lm/W efficiency.


- Korozyona dayanıklı alüminyum gövde.
- Duvara braketli montaj sistemine sahiptir.
- 220-240V / 50-60Hz enerji girişli.
- Dar, orta, orta geniş, geniş ve çok geniş açı seçenekleri mevcuttur.
- COB Led ile kullanıma uygundur.
- 2700K, 3000K, 3500K, 4000K ve 5000K renk sıcaklığı seçenekleri mevcuttur.
- Termal şoka dayanıklı tamperli cam.
- Su geçirmezliği sağlayan silikon conta.
- Ultraviyole ışımaya dayanıklı beyaz, açık gri, antrasit gri ve siyah elektrostatik toz boyalı.
- Çift katmanlı polyester toz boya sayesinde korozyona ve tuza dayanıklı gövde.
- Tüm dış civatalar paslanmaz çelik.
- Yüksek LED renk uyumu: <3 SDCM
- 139lm/W'a kadar ulaşan verim.

# Eris

LGT.40.102



<b>Code</b>	LGT.40.102.01	
<b>System Power</b>	40W	
	2700K	5230
	3000K	5335
<b>Lumen Output from Fixture CRI&gt;80</b>	3500K	5445
	4000K	5556
	5000K	5720
<b>Driving Current</b>	1050mA	
<b>Dali Dimming Option</b>	√	
<b>1-10V Dimming Option</b>	√	



- Corrosion resistant die cast aluminium alloy.
- Installation with bracket on walls.
- Mains voltage: 220-240V / 50-60Hz.
- Spot, medium, medium flood, wide and wide flood beam angles available.
- Convenient to be used with COB led.
- Led colour temperatures are optionally 2700K, 3000K, 3500K, 4000K and 5000K.
- Thermal shock resistant safety glass.
- Weatherproof and durable silicone rubber gasket.
- Ultraviolet stabilized polyester powder coat finish in white, black, dark gray and light gray finish.
- Luminaire can be installed in any burning position.
- Double layer polyester powder paint resistant to corrosion and salt spray fog.
- All external screws are stainless steel.
- High colour consistency: <3 SDCM
- Up to 139lm/W efficiency.

- Korozyona dayanıklı alüminyum gövde.
- Duvara braketli montaj sistemine sahiptir.
- 220-240V / 50-60Hz enerji giriřli.
- Dar, orta, orta geniř, geniř ve çok geniř açi seçenekleri mevcuttur.
- COB Led ile kullanıma uygundur.
- 2700K, 3000K, 3500K, 4000K ve 5000K renk sıcaklıęı seçenekleri mevcuttur.
- Termal řoka dayanıklı tamperli cam.
- Su geçirmezlięi saęlayan silikon conta.
- Ultraviyole ışımaya dayanıklı beyaz, açık gri, antrasit gri ve siyah elektrostatik toz boyalı.
- Armatür ařaęı veya yukarı bakacak řekilde istenildięi gibi monte edilebilir.
- Çift katmanlı polyester toz boya sayesinde korozyona ve tuza dayanıklı gövde.
- Tüm dıř civatalar paslanmaz çelik.
- Yüksek LED renk uyumu: <3 SDCM
- 139lm/W'a kadar ulařan verim.





we are the light

İkitelli Organize Sanayi Bölgesi  
Mutsan 8.Blok No:8 Başakşehir  
İSTANBUL / TURKEY

+90 212 485 55 11

[info@light34.com](mailto:info@light34.com)